









Bülicup 2019
Sporthalle Hirslen, Bülach
23.März 2019

RANGLISTE EPA - MEHRKAMPF

Rg.	Name	Jahrg.	Verein					Total	
1	Nelio Frangao	2013	TV Rüti	3.0 10.600 13	3.0 12.725 1	3.0 12.150 1	3.0 11.800 3	12.0 47.275	G
2	Nicolas Bachmann	2012	TV Wädenswil	3.0 11.100 7	3.0 12.550 3	3.0 11.150 11	3.0 12.200 1	12.0 47.000	S
3	Silvan Elia Koch	2011	STV Wetzikon	3.0 11.950 1	3.0 12.325 10	3.0 11.550 6	3.0 11.100 21	12.0 46.925	B
4	Levi Bischofberger	2012	TV Rüti	3.0 11.050 8	3.0 12.475 5	3.0 11.650 3	3.0 11.700 6	12.0 46.875	*
5	Jesper DuMosch	2012	TV Rüti	3.0 11.400 5	3.0 12.550 3	3.0 11.600 5	3.0 11.200 20	12.0 46.750	*
6	Jonas Isler	2012	STV Wetzikon	3.0 11.700 2	3.0 12.450 7	3.0 11.000 12	3.0 11.350 14	12.0 46.500	*
7	Jussi Kürner	2013	TV Bülach	3.0 11.000 10	3.0 11.800 28	3.0 11.800 2	3.0 11.600 9	12.0 46.200	*
8	Janis Müller	2011	STV Wetzikon	3.0 11.200 6	3.0 12.350 9	3.0 10.900 13	3.0 11.350 14	12.0 45.800	*
9	Emilio Vergara	2012	STV Wetzikon	3.0 11.550 3	3.0 12.475 5	2.0 10.900 13	3.0 10.650 26	11.0 45.575	*
10	Santiago Ferreira Marques	2013	TV Opfikon-Glattbrugg	3.0 11.500 4	3.0 11.625 34	3.0 11.650 3	3.0 10.400 29	12.0 45.175	*
11	Livio Prakash	2013	TV Bülach	3.0 10.350 17	3.0 11.775 29	3.0 11.550 6	3.0 11.400 13	12.0 45.075	*
12	Quirin Cavelti	2012	STV Wetzikon	3.0 11.050 8	3.0 11.850 26	2.0 10.000 40	3.0 11.800 3	11.0 44.700	*
13	Nuno Ferrara	2010	TV Hegi	3.0 10.800 11	3.0 12.275 11	2.0 9.900 42	3.0 11.700 6	11.0 44.675	*
14	Luis Pais	2012	TV Opfikon-Glattbrugg	3.0 10.300 20	3.0 12.075 19	3.0 11.350 9	3.0 10.850 23	12.0 44.575	*
15	Samuel Ritchie	2012	STV Wetzikon	3.0 10.500 14	3.0 12.275 11	3.0 10.900 13	3.0 10.650 26	12.0 44.325	*
16	Jason Graf	2012	TV Hegi	3.0 9.950 25	3.0 11.850 26	3.0 10.300 27	3.0 11.750 5	12.0 43.850	*
17	Lorenzo Marzo	2013	KTV Dietikon	3.0 10.500 14	3.0 11.925 23	3.0 9.750 43	3.0 11.600 9	12.0 43.775	*
18	Lean Meierhofer	2012	TV Hegi	3.0 10.250 21	3.0 11.875 25	2.0 10.000 40	3.0 11.550 11	11.0 43.675	*
19	Lars de Wit	2012	TV Neftenbach	2.0 8.300 42	3.0 12.025 21	3.0 11.300 10	3.0 11.900 2	11.0 43.525	
19	Noel Schönbächler	2012	TV Rüti	3.0 10.250 21	3.0 12.575 2	3.0 10.350 24	3.0 10.350 30	12.0 43.525	
21	Andrin Däscher	2012	TV Bülach	3.0 10.500 14	3.0 11.000 47	2.0 10.400 21	3.0 11.450 12	11.0 43.350	
22	Marlo Benkert	2012	TV Wädenswil	3.0 10.350 17	3.0 12.100 18	3.0 9.500 46	3.0 11.250 19	12.0 43.200	
23	Antonio Guarino	2012	KTV Dietikon	3.0 10.200 23	3.0 11.350 40	3.0 10.200 32	3.0 11.300 17	12.0 43.050	
24	Nayan Govalam	2012	TV Rümlang	3.0 9.850 27	3.0 11.350 40	2.5 10.450 19	3.0 11.350 14	11.5 43.000	
25	Damian Rechsteiner	2012	TV Bülach	3.0 10.350 17	3.0 11.400 39	3.0 10.250 29	3.0 10.950 22	12.0 42.950	
26	Jaron Langenegger	2013	Kutu Freienstein-Rorbas	3.0 10.000 24	3.0 11.650 32	3.0 10.400 21	3.0 10.800 24	12.0 42.850	
26	Leandro Guarino	2011	TV Rümlang	3.0 10.650 12	3.0 11.650 32	2.5 10.050 37	3.0 10.500 28	11.5 42.850	
28	Matias Fehr	2012	KTV Dietikon	3.0 8.950 37	3.0 11.750 30	3.0 10.350 24	3.0 11.700 6	12.0 42.750	
29	Alexander Haether	2013	TV Opfikon-Glattbrugg	3.0 9.350 29	3.0 12.200 13	3.0 10.700 17	3.0 9.900 33	12.0 42.150	





Bülicup 2019
Sporthalle Hirslen, Bülach
23.März 2019

RANGLISTE EPA - MEHRKAMPF

Rg.	Name	Jahrg.	Verein					Total
30	Sirius Jakl	2011	TV Rickenbach ZH	3.0 9.350 29	3.0 12.200 13	3.0 10.250 29	3.0 10.250 31	12.0 42.050
31	Keon Leonardo	2013	TV Opfikon-Glattbrugg	3.0 9.350 29	3.0 11.950 22	3.0 10.050 37	3.0 10.100 32	12.0 41.450
32	Jan Burri	2012	TV Wädenswil	3.0 9.900 26	3.0 12.200 13	2.0 9.700 44	3.0 9.200 39	11.0 41.000
33	Singto Studer	2013	TV Rüti	3.0 8.500 40	3.0 12.400 8	3.0 10.350 24	3.0 9.600 35	12.0 40.850
34	Arjen Bichsel	2012	TV Rümlang	3.0 8.700 39	3.0 12.050 20	2.0 9.100 48	3.0 10.750 25	11.0 40.600
35	Jovin Schürmann	2013	TV Wädenswil	3.0 6.950 48	3.0 11.925 23	3.0 10.400 21	3.0 11.300 17	12.0 40.575
36	Joël Filion	2013	TV Niederglatt	3.0 8.300 42	3.0 12.175 17	3.0 10.300 27	3.0 9.650 34	12.0 40.425
37	Florin Akeret	2012	TV Hegi	3.0 9.150 35	3.0 11.500 36	3.0 10.150 34	3.0 9.600 35	12.0 40.400
38	Ali Pocinci	2013	TV Bülach	3.0 9.300 32	3.0 11.225 45	3.0 10.850 16	3.0 8.900 42	12.0 40.275
39	Mael Vögeli	2013	TV Henggart	3.0 9.400 28	3.0 11.625 34	3.0 10.200 32	3.0 9.000 41	12.0 40.225
39	Oliver Christen	2012	TV Neftenbach	2.0 9.300 32	3.0 11.325 42	3.0 11.450 8	2.5 8.150 46	10.5 40.225
41	Novak Prokic	2012	TV Wädenswil	2.0 8.050 44	3.0 12.200 13	3.0 10.150 34	3.0 9.550 37	11.0 39.950
42	Noam Schollenberger	2012	TV Henggart	3.0 9.250 34	3.0 11.250 44	3.0 9.200 47	3.0 9.400 38	12.0 39.100
43	Marco Spinelli	2012	TV Opfikon-Glattbrugg	3.0 9.000 36	3.0 11.425 38	3.0 10.450 19	2.5 8.000 48	11.5 38.875
44	Yannick Meier	2013	TV Henggart	3.0 8.500 40	3.0 11.300 43	3.0 9.600 45	3.0 8.800 44	12.0 38.200
45	Mika Dafner	2013	Kutu Freienstein-Rorbas	2.0 8.750 38	3.0 10.550 50	3.0 10.250 29	2.5 8.350 45	10.5 37.900
46	Maxim Kovacic	2013	TV Opfikon-Glattbrugg	3.0 7.450 46	3.0 11.700 31	3.0 10.500 18	2.0 7.900 49	11.0 37.550
47	Ibrahim Pocinci	2013	TV Bülach	2.0 8.000 45	3.0 10.900 48	3.0 10.050 37	2.5 8.100 47	10.5 37.050
48	Lio Blunk	2012	TV Rickenbach ZH	2.0 5.350 50	3.0 11.450 37	3.0 10.100 36	2.5 9.200 39	10.5 36.100
48	Moritz Hausammann	2014	Kutu Freienstein-Rorbas	3.0 7.400 47	3.0 10.800 49	2.5 9.050 49	2.0 8.850 43	10.5 36.100
50	Tobias Stäheli	2013	Kutu Freienstein-Rorbas	2.0 6.250 49	3.0 11.150 46	3.0 8.950 50	2.5 6.000 50	10.5 32.350

Bülicup 2019
Sporthalle Hirslen, Bülach
23.März 2019

RANGLISTE EPA - MANNSCHAFT

Rg.	Name	Jahrg.	Verein					Total	
1	STV Wetzikon			46.400 1	49.600 2	44.350 2	44.450 4	184.800	G
	Silvan Elia Koch	2011	STV Wetzikon	3.0 11.950	3.0 12.325	3.0 11.550	3.0 11.100	12.0 46.925	
	Jonas Isler	2012	STV Wetzikon	3.0 11.700	3.0 12.450	3.0 11.000	3.0 11.350	12.0 46.500	
	Janis Müller	2011	STV Wetzikon	3.0 11.200	3.0 12.350	3.0 10.900	3.0 11.350	12.0 45.800	
	Emilio Vergara	2012	STV Wetzikon	3.0 11.550	3.0 12.475	2.0 10.900	3.0 10.650	11.0 45.575	
2	TV Rüti			43.300 2	50.325 1	45.750 1	45.050 2	184.425	S
	Nelio Frangao	2013	TV Rüti	3.0 10.600	3.0 12.725	3.0 12.150	3.0 11.800	12.0 47.275	
	Levi Bischofberger	2012	TV Rüti	3.0 11.050	3.0 12.475	3.0 11.650	3.0 11.700	12.0 46.875	
	Jesper DuMosch	2012	TV Rüti	3.0 11.400	3.0 12.550	3.0 11.600	3.0 11.200	12.0 46.750	
	Noel Schönbächler	2012	TV Rüti	3.0 10.250	3.0 12.575	3.0 10.350	3.0 10.350	12.0 43.525	
3	TV Bülach			42.200 3	45.975 6	44.000 3	45.400 1	177.575	B
	Jussi Kürner	2013	TV Bülach	3.0 11.000	3.0 11.800	3.0 11.800	3.0 11.600	12.0 46.200	
	Livio Prakash	2013	TV Bülach	3.0 10.350	3.0 11.775	3.0 11.550	3.0 11.400	12.0 45.075	
	Andrin Däscher	2012	TV Bülach	3.0 10.500	3.0 11.000	2.0 10.400	3.0 11.450	11.0 43.350	
	Damian Rechsteiner	2012	TV Bülach	3.0 10.350	3.0 11.400	3.0 10.250	3.0 10.950	12.0 42.950	
4	TV Opfikon-Glattbrugg			40.500 4	47.850 4	43.750 4	41.250 6	173.350	
	Santiago Ferreira Marques	2013	TV Opfikon-Glattbrugg	3.0 11.500	3.0 11.625	3.0 11.650	3.0 10.400	12.0 45.175	
	Luis Pais	2012	TV Opfikon-Glattbrugg	3.0 10.300	3.0 12.075	3.0 11.350	3.0 10.850	12.0 44.575	
	Alexander Haether	2013	TV Opfikon-Glattbrugg	3.0 9.350	3.0 12.200	3.0 10.700	3.0 9.900	12.0 42.150	
	Keon Leonardo	2013	TV Opfikon-Glattbrugg	3.0 9.350	3.0 11.950	3.0 10.050	3.0 10.100	12.0 41.450	




Bülicup 2019
Sporthalle Hirslen, Bülach
23.März 2019

RANGLISTE EPA - MANNSCHAFT

Rg.	Name	Jahrg.	Verein					Total
5	TV Hegi			40.150 5	47.500 5	40.350 6	44.600 3	172.600
	Nuno Ferrara	2010	TV Hegi	3.0 10.800	3.0 12.275	2.0 9.900	3.0 11.700	11.0 44.675
	Jason Graf	2012	TV Hegi	3.0 9.950	3.0 11.850	3.0 10.300	3.0 11.750	12.0 43.850
	Lean Meierhofer	2012	TV Hegi	3.0 10.250	3.0 11.875	2.0 10.000	3.0 11.550	11.0 43.675
	Florin Akeret	2012	TV Hegi	3.0 9.150	3.0 11.500	3.0 10.150	3.0 9.600	12.0 40.400
6	TV Wädenswil			38.300 6	48.775 3	40.750 5	43.950 5	171.775
	Nicolas Bachmann	2012	TV Wädenswil	3.0 11.100	3.0 12.550	3.0 11.150	3.0 12.200	12.0 47.000
	Marlo Benkert	2012	TV Wädenswil	3.0 10.350	3.0 12.100	3.0 9.500	3.0 11.250	12.0 43.200
	Jan Burri	2012	TV Wädenswil	3.0 9.900	3.0 12.200	2.0 9.700	3.0 9.200	11.0 41.000
	Jovin Schürmann	2013	TV Wädenswil	3.0 6.950	3.0 11.925	3.0 10.400	3.0 11.300	12.0 40.575
7	Kutu Freienstein-Rorbas			32.400 7	44.150 7	38.650 7	34.000 7	149.200
	Jaron Langenegger	2013	Kutu Freienstein-Rorbas	3.0 10.000	3.0 11.650	3.0 10.400	3.0 10.800	12.0 42.850
	Mika Dafner	2013	Kutu Freienstein-Rorbas	2.0 8.750	3.0 10.550	3.0 10.250	2.5 8.350	10.5 37.900
	Moritz Hausammann	2014	Kutu Freienstein-Rorbas	3.0 7.400	3.0 10.800	2.5 9.050	2.0 8.850	10.5 36.100
	Tobias Stäheli	2013	Kutu Freienstein-Rorbas	2.0 6.250	3.0 11.150	3.0 8.950	2.5 6.000	10.5 32.350







Bülicup 2019
Sporthalle Hirslen, Bülach
23.März 2019

EINFÜHRUNGSPROGRAMM

Rg.	Name	Jahrg.	Verein							Total		
1	Vincent Brombacher	2011	TV Rüti	3.5 12.950	24.0 13.400	23.5 12.050	5 1.5 4.0 12.300	23.5 13.300	23.5 12.750	120.8	76.750	G
2	Leano Frangao	2011	TV Rüti	3.5 13.000	14.0 13.400	23.5 12.150	4 1.5 4.0 12.375	13.5 13.150	33.5 12.650	220.8	76.725	S
3	Glen Müller	2011	TV Rüti	3.5 12.450	34.0 13.550	13.5 12.550	1 1.5 4.0 12.000	33.0 12.850	73.5 12.550	420.3	75.950	B
4	Timon Heller	2011	TV Bülach	3.5 12.200	54.0 13.350	53.5 12.500	2 1.5 3.0 11.375	133.0 12.750	93.5 12.550	419.8	74.725	*
5	Nico Iselin	2011	KTV Dietikon	3.0 11.450	73.0 12.550	103.5 12.300	3 1.5 3.0 11.425	83.5 13.350	113.5 12.650	218.8	73.725	*
6	Séverin Schiesser	2011	TV Rüti	3.5 12.350	44.0 13.350	53.5 11.450	12 1.5 3.0 11.400	113.5 13.150	33.0 10.650	1419.8	72.350	*
7	Dario Angst	2011	TV Bülach	3.0 10.400	134.0 13.350	53.5 11.950	7 1.5 4.0 11.700	53.0 12.650	103.5 11.750	619.8	71.800	*
8	Lias Ludwig	2010	TV Bülach	3.5 11.250	83.0 12.200	263.0 11.450	12 1.5 3.0 11.700	53.5 12.650	103.0 11.350	818.3	70.600	*
9	Ilian Reutter	2010	STV Wetzikon	3.5 11.600	63.0 12.450	113.5 11.450	12 1.5 3.0 11.875	43.0 12.450	173.0 10.250	2518.3	70.075	*
10	Nicolas Mühl	2011	TV Wädenswil	3.5 11.250	83.0 12.650	83.5 11.600	8 1.5 3.0 11.125	243.5 13.150	33.0 9.950	3218.8	69.725	*
11	Finn Christian Durussel	2010	STV Wetzikon	3.0 8.950	314.0 13.400	23.5 12.000	6 1.5 2.0 10.975	293.5 12.800	83.0 11.000	1018.8	69.125	*
12	Miro Marroni	2012	TV Neftenbach	3.0 10.250	163.0 12.600	93.5 11.600	8 1.5 3.0 11.425	83.5 13.050	63.0 9.900	3418.3	68.825	*
13	Corsin Schürmann	2010	TV Wädenswil	3.0 11.000	103.0 12.400	133.0 10.900	19 1.5 3.0 11.075	263.0 12.200	253.0 10.900	1217.3	68.475	*
14	Fynn Brunner	2010	KTV Dietikon	3.0 10.150	173.0 12.400	133.5 11.600	8 1.5 3.0 11.425	83.0 12.000	333.0 10.800	1317.8	68.375	*
15	Yann Jakobi	2011	STV Wetzikon	3.5 10.900	113.0 12.350	173.5 11.150	17 1.5 2.0 11.200	223.0 12.150	303.0 10.250	2517.8	68.000	*
16	Arik Hofmann	2011	TV Bülach	3.0 10.400	133.0 12.150	283.5 11.600	8 1.5 3.0 10.725	403.0 12.200	253.0 10.600	1517.8	67.675	*
17	Matteo Büttner	2011	TV Stäfa	3.0 10.150	173.0 11.850	413.0 10.400	29 1.5 3.0 11.350	143.0 12.450	173.5 11.300	917.8	67.500	*
18	Liam Estrella	2009	TV Wädenswil	3.0 9.700	243.0 12.350	173.0 10.250	32 1.5 3.0 10.850	353.0 12.500	143.0 11.550	717.3	67.200	*
19	Gian Lechmann	2009	TV Bülach	3.0 10.900	113.0 12.350	173.0 10.700	24 1.5 3.0 11.025	283.0 11.950	353.0 10.100	3017.3	67.025	*
20	Lenny Seiler	2009	TV Stäfa	3.0 10.300	153.0 12.350	173.0 10.200	34 1.5 2.0 11.100	253.0 12.400	203.0 10.600	1516.8	66.950	
21	Gino Cortesi	2011	TV Wädenswil	3.0 9.900	213.0 12.400	133.0 10.400	29 1.5 3.0 10.950	313.0 12.550	133.0 10.300	2217.3	66.500	
22	Leandro Gonzales Leandro	2011	TV Neftenbach	3.0 10.000	203.0 12.350	173.5 10.200	34 1.5 3.0 10.975	293.0 12.000	333.0 10.400	2117.8	65.925	
23	Julian Tschirky	2011	TV Wädenswil	3.0 8.850	343.0 12.450	113.0 11.250	15 1.5 3.0 10.750	393.0 12.200	253.0 10.300	2217.3	65.800	
24	Noah Bucher	2010	TV Niederglatt	3.0 10.050	193.0 12.200	263.0 9.950	38 1.5 3.0 10.825	363.0 12.450	173.0 10.050	3117.3	65.525	
25	Fredric Frei	2012	TV Stäfa	3.0 9.750	223.0 12.050	323.0 9.750	47 1.5 2.0 11.150	233.0 12.250	233.0 10.500	1716.8	65.450	
26	Thierry Ott	2010	TV Henggart	3.0 9.400	273.0 12.000	363.5 10.650	26 1.5 3.0 11.300	183.0 12.600	123.0 9.450	3917.8	65.400	
27	Lian Keller	2011	Kutu Freienstein-Rorbas	3.0 8.900	323.0 12.350	173.5 11.200	16 1.5 4.0 11.325	173.0 11.400	463.0 10.200	2718.3	65.375	
28	Levin Soland	2011	TV Stäfa	2.0 8.250	403.0 12.300	233.0 10.800	23 1.5 1.5 10.950	313.0 11.950	353.0 11.000	1015.5	65.250	
29	Gian Bislin	2010	TV Wädenswil	3.0 8.900	323.0 12.150	283.0 9.950	38 1.5 3.0 11.400	113.0 12.150	303.0 10.500	1717.3	65.050	







Bülicup 2019
Sporthalle Hirslen, Bülach
23.März 2019

EINFÜHRUNGSPROGRAMM

Rg.	Name	Jahrg.	Verein							Total
29	Benedek Bösze	2010	TV Hegi	3.0 9.200 29	3.0 12.400 13	3.5 10.650 26	3.0 11.250 20	3.0 12.050 32	3.0 9.500 38	17.8 65.050
31	Pietro Carrozza	2011	KTV Dietikon	3.0 9.150 30	3.0 12.100 30	3.0 10.700 24	1.5 10.600 44	3.0 12.200 25	3.0 10.200 27	16.3 64.950
32	Ari Friess	2011	TV Hegi	3.0 8.300 38	3.0 11.850 41	3.5 10.900 19	1.5 10.625 42	3.0 12.200 25	3.0 10.150 29	17.8 64.025
33	Julian Witschi	2011	TV Niederglatt	3.0 8.200 41	3.0 12.300 23	3.0 9.850 43	1.5 10.550 45	3.0 12.500 14	3.0 10.300 22	16.8 63.700
34	Aurelio Lechmann	2011	TV Bülach	3.0 9.650 25	3.0 11.800 48	3.0 9.450 49	1.5 10.625 42	3.0 12.300 21	3.0 9.700 37	16.8 63.525
35	Jeffrey Menguele	2011	TV Wädenswil	3.0 8.700 36	3.0 12.050 32	3.0 10.250 32	1.5 11.075 26	3.0 11.650 41	3.0 9.750 36	16.5 63.475
36	Elias Baumann	2009	STV Wetzikon	3.0 9.750 22	3.0 11.950 38	3.0 10.000 37	1.5 11.350 14	3.0 11.200 50	3.0 9.100 41	17.3 63.350
37	Lennox von Matt	2012	TV Wädenswil	1.0 7.750 44	3.0 11.950 38	3.0 9.150 51	1.5 11.275 19	3.0 12.500 14	3.0 10.450 19	15.3 63.075
38	Luca Puorger	2010	TV Bülach	3.0 9.400 27	3.0 11.850 41	3.0 10.750 23	1.5 10.200 52	3.0 10.850 52	3.0 9.850 35	16.5 62.900
39	Theo Howard	2011	STV Wetzikon	2.0 7.600 45	3.0 11.850 41	3.0 10.300 31	1.5 10.925 34	3.0 11.700 40	3.0 10.450 19	15.5 62.825
40	Lyo Zimmermann	2011	TV Niederglatt	3.0 9.600 26	3.0 11.950 38	3.0 10.850 21	1.5 10.825 36	3.0 10.700 53	3.0 8.500 45	16.8 62.425
41	Levin Caviola	2011	Kutu Freienstein-Rorbas	3.0 8.350 37	3.0 11.200 51	3.0 9.900 41	1.5 11.525 7	3.0 12.300 21	3.0 7.800 47	17.3 61.075
42	Lenny Frauenfelder	2011	Kutu Freienstein-Rorbas	3.0 8.300 38	3.0 12.300 23	3.0 9.900 41	1.5 11.225 21	3.0 11.950 35	3.0 7.350 49	16.8 61.025
43	Lionel Huber	2011	TV Neftenbach	2.0 6.650 48	3.0 12.000 36	3.5 9.800 44	1.5 10.800 38	3.0 11.450 44	3.0 9.950 32	16.0 60.650
43	Muhamad Diab	2011	KTV Dietikon	2.0 7.150 47	3.0 12.050 32	3.0 10.650 26	1.5 10.550 45	3.0 11.400 46	3.0 8.850 43	15.8 60.650
45	Marius Hausammann	2011	Kutu Freienstein-Rorbas	2.0 5.000 52	3.0 11.850 41	3.5 11.050 18	1.5 10.300 50	3.0 12.250 23	3.0 9.250 40	16.3 59.700
46	Aleksander Chlebny	2011	TV Stäfa	2.0 7.400 46	3.0 11.800 48	3.0 9.950 38	1.5 10.950 31	3.0 11.800 39	2.0 7.650 48	14.5 59.550
47	Eren Gisler	2011	TV Opfikon-Glattbrugg	3.0 8.100 42	2.0 11.100 52	3.0 9.000 52	1.5 10.700 41	3.0 11.400 46	3.0 8.550 44	15.8 58.850
48	Gian Reusser	2011	TV Niederglatt	3.0 6.100 50	3.0 12.100 30	3.0 9.800 44	1.5 10.350 49	3.0 11.900 38	3.0 8.400 46	16.8 58.650
49	Elia Mosimann	2011	TV Neftenbach	2.0 7.850 43	3.0 12.050 32	3.0 9.750 47	1.5 11.350 14	3.0 11.400 46	3.0 5.600 53	16.3 58.000
50	Jérôme Corfu	2010	TV Henggart	2.0 6.050 51	3.0 11.850 41	3.0 9.800 44	1.5 10.550 45	3.0 11.450 44	2.0 7.200 50	14.8 56.900
51	Karim Semytkivska	2011	TV Opfikon-Glattbrugg	3.0 6.600 49	3.0 11.850 41	3.0 9.300 50	1.5 10.400 48	3.0 11.550 43	2.0 7.150 51	15.8 56.850
52	Ilario Mägli	2011	TV Rümlang	2.0 8.850 34	3.0 11.400 50	3.0 10.050 36	0.0 5.050 53	3.0 11.650 41	3.0 9.050 42	14.8 56.050
53	Lorenzo Quadraccia	2011	TV Opfikon-Glattbrugg	1.0 4.150 53	3.0 10.400 53	2.5 7.300 53	1.5 10.275 51	3.0 10.950 51	2.0 6.050 52	13.3 49.125







Bülicup 2019
Sporthalle Hirslen, Bülach
23.März 2019

EINFÜHRUNGSPROGRAMM

Rg.	Name	Jahrg.	Verein							Total	
1	TV Rüti			50.750 1	53.700 1	48.200 1	48.075 1	52.450 1	48.600 1	301.775	G
	Vincent Brombacher	2011	TV Rüti	3.5 12.950	4.0 13.400	3.5 12.050	1.5 12.300 3.0 4.0	3.5 13.300	3.5 12.750	20.8 76.750	
	Leano Frangao	2011	TV Rüti	3.5 13.000	4.0 13.400	3.5 12.150	1.5 12.375 3.0 4.0	3.5 13.150	3.5 12.650	20.8 76.725	
	Glen Müller	2011	TV Rüti	3.5 12.450	4.0 13.550	3.5 12.550	1.5 12.000 3.0 4.0	3.0 12.850	3.5 12.550	20.3 75.950	
	Séverin Schiesser	2011	TV Rüti	3.5 12.350	4.0 13.350	3.5 11.450	1.5 11.400 3.0 3.0	3.5 13.150	3.0 10.650	19.8 72.350	
2	TV Bülach			44.250 2	51.050 2	47.500 2	45.500 2	50.250 3	46.250 2	284.800	S
	Timon Heller	2011	TV Bülach	3.5 12.200	4.0 13.350	3.5 12.500	1.5 11.375 3.0 3.0	3.0 12.750	3.5 12.550	19.8 74.725	
	Dario Angst	2011	TV Bülach	3.0 10.400	4.0 13.350	3.5 11.950	1.5 11.700 3.0 4.0	3.0 12.650	3.5 11.750	19.8 71.800	
	Lias Ludwig	2010	TV Bülach	3.5 11.250	3.0 12.200	3.0 11.450	1.5 11.700 3.0 3.0	3.5 12.650	3.0 11.350	18.3 70.600	
	Arik Hofmann	2011	TV Bülach	3.0 10.400	3.0 12.150	3.5 11.600	1.5 10.725 3.0 3.0	3.0 12.200	3.0 10.600	17.8 67.675	
3	TV Wädenswil			41.850 3	49.800 4	43.150 5	44.000 7	50.400 2	42.700 4	271.900	B
	Nicolas Mühl	2011	TV Wädenswil	3.5 11.250	3.0 12.650	3.5 11.600	1.5 11.125 3.0 3.0	3.5 13.150	3.0 9.950	18.8 69.725	
	Corsin Schürmann	2010	TV Wädenswil	3.0 11.000	3.0 12.400	3.0 10.900	1.5 11.075 3.0 3.0	3.0 12.200	3.0 10.900	17.3 68.475	
	Liam Estrella	2009	TV Wädenswil	3.0 9.700	3.0 12.350	3.0 10.250	1.5 10.850 3.0 3.0	3.0 12.500	3.0 11.550	17.3 67.200	
	Gino Cortesi	2011	TV Wädenswil	3.0 9.900	3.0 12.400	3.0 10.400	1.5 10.950 3.0 3.0	3.0 12.550	3.0 10.300	17.3 66.500	
4	STV Wetzikon			41.200 4	50.150 3	44.600 4	45.400 3	48.600 6	40.600 6	270.550	
	Ilian Reutter	2010	STV Wetzikon	3.5 11.600	3.0 12.450	3.5 11.450	1.5 11.875 3.0 3.0	3.0 12.450	3.0 10.250	18.3 70.075	
	Finn Christian Durussel	2010	STV Wetzikon	3.0 8.950	4.0 13.400	3.5 12.000	1.5 10.975 2.0 2.0	3.5 12.800	3.0 11.000	18.8 69.125	
	Yann Jakobi	2011	STV Wetzikon	3.5 10.900	3.0 12.350	3.5 11.150	1.5 11.200 2.0 2.0	3.0 12.150	3.0 10.250	17.8 68.000	
	Elias Baumann	2009	STV Wetzikon	3.0 9.750	3.0 11.950	3.0 10.000	1.5 11.350 3.0 3.0	3.0 11.200	3.0 9.100	17.3 63.350	







Bülicup 2019
Sporthalle Hirslen, Bülach
23.März 2019

EINFÜHRUNGSPROGRAMM

Rg.	Name	Jahrg.	Verein							Total
5	KTV Dietikon			37.900 ⁶	49.100 ⁵	45.250 ³	44.000 ⁷	48.950 ⁵	42.500 ⁵	267.700
	Nico Iselin	2011	KTV Dietikon	3.0 11.450	3.0 12.550	3.5 12.300	1.5 3.0 11.425	3.5 13.350	3.5 12.650	18.8 73.725
	Fynn Brunner	2010	KTV Dietikon	3.0 10.150	3.0 12.400	3.5 11.600	1.5 3.0 11.425	3.0 12.000	3.0 10.800	17.8 68.375
	Pietro Carrozza	2011	KTV Dietikon	3.0 9.150	3.0 12.100	3.0 10.700	1.5 1.0 10.600	3.0 12.200	3.0 10.200	16.3 64.950
	Muhamad Diab	2011	KTV Dietikon	2.0 7.150	3.0 12.050	3.0 10.650	1.5 2.0 10.550	3.0 11.400	3.0 8.850	15.8 60.650
6	TV Stäfa			38.450 ⁵	48.550 ⁷	41.150 ⁸	44.550 ⁴	49.050 ⁴	43.400 ³	265.150
	Matteo Büttner	2011	TV Stäfa	3.0 10.150	3.0 11.850	3.0 10.400	1.5 3.0 11.350	3.0 12.450	3.5 11.300	17.8 67.500
	Lenny Seiler	2009	TV Stäfa	3.0 10.300	3.0 12.350	3.0 10.200	1.5 2.0 11.100	3.0 12.400	3.0 10.600	16.8 66.950
	Fredric Frei	2012	TV Stäfa	3.0 9.750	3.0 12.050	3.0 9.750	1.5 2.0 11.150	3.0 12.250	3.0 10.500	16.8 65.450
	Levin Soland	2011	TV Stäfa	2.0 8.250	3.0 12.300	3.0 10.800	1.5 1.5 10.950	3.0 11.950	3.0 11.000	15.5 65.250
7	TV Neftenbach			34.750 ⁷	49.000 ⁶	41.350 ⁷	44.550 ⁴	47.900 ⁷	35.850 ⁸	253.400
	Miro Marroni	2012	TV Neftenbach	3.0 10.250	3.0 12.600	3.5 11.600	1.5 3.0 11.425	3.5 13.050	3.0 9.900	18.3 68.825
	Leandro Gonzales Leandro	2011	TV Neftenbach	3.0 10.000	3.0 12.350	3.5 10.200	1.5 3.0 10.975	3.0 12.000	3.0 10.400	17.8 65.925
	Lionel Huber	2011	TV Neftenbach	2.0 6.650	3.0 12.000	3.5 9.800	1.5 1.5 10.800	3.0 11.450	3.0 9.950	16.0 60.650
	Elia Mosimann	2011	TV Neftenbach	2.0 7.850	3.0 12.050	3.0 9.750	1.5 3.0 11.350	3.0 11.400	3.0 5.600	16.3 58.000
8	TV Niederglatt			33.950 ⁸	48.550 ⁷	40.450 ⁹	42.550 ⁹	47.550 ⁹	37.250 ⁷	250.300
	Noah Bucher	2010	TV Niederglatt	3.0 10.050	3.0 12.200	3.0 9.950	1.5 3.0 10.825	3.0 12.450	3.0 10.050	17.3 65.525
	Julian Witschi	2011	TV Niederglatt	3.0 8.200	3.0 12.300	3.0 9.850	1.5 2.0 10.550	3.0 12.500	3.0 10.300	16.8 63.700
	Lyo Zimmermann	2011	TV Niederglatt	3.0 9.600	3.0 11.950	3.0 10.850	1.5 2.0 10.825	3.0 10.700	3.0 8.500	16.8 62.425
	Gian Reusser	2011	TV Niederglatt	3.0 6.100	3.0 12.100	3.0 9.800	1.5 2.0 10.350	3.0 11.900	3.0 8.400	16.8 58.650





Bülicup 2019
Sporthalle Hirslen, Bülach
23.März 2019

EINFÜHRUNGSPROGRAMM

Rg.	Name	Jahrg.	Verein							Total
9	Kutu Freienstein-Rorbas			30.550 ⁹	47.700 ⁹	42.050 ⁶	44.375 ⁶	47.900 ⁷	34.600 ⁹	247.175
	Lian Keller	2011	Kutu Freienstein-Rorbas	3.0 8.900	3.0 12.350	3.5 11.200	1.5 4.0 11.325	3.0 11.400	3.0 10.200	18.3 65.375
	Levin Caviola	2011	Kutu Freienstein-Rorbas	3.0 8.350	3.0 11.200	3.0 9.900	1.5 3.0 11.525	3.0 12.300	3.0 7.800	17.3 61.075
	Lenny Frauenfelder	2011	Kutu Freienstein-Rorbas	3.0 8.300	3.0 12.300	3.0 9.900	1.5 2.0 11.225	3.0 11.950	3.0 7.350	16.8 61.025
	Marius Hausammann	2011	Kutu Freienstein-Rorbas	2.0 5.000	3.0 11.850	3.5 11.050	1.5 2.0 10.300	3.0 12.250	3.0 9.250	16.3 59.700







Bülicup 2019
Sporthalle Hirslen, Bülach
23.März 2019

PROGRAMM 1

Rg.	Name	Jahrg.	Verein							Total	
1	Lars Schlatter	2009	TV Bülach	4.0 13.550 14.0	2.5 16.000 24.0	13.850 15.0	13.250 34.0	13.550 14.0	13.400 126.5	83.600	G
2	Jeremias Morach	2009	TV Neftenbach	4.0 12.750 34.0	2.0 15.250 34.0	13.350 23.0	13.425 14.0	13.200 24.0	13.250 226.0	81.225	S
3	Ben Wolfer	2009	TV Henggart	4.0 12.950 24.0	2.5 16.100 13.5	11.850 33.0	13.350 24.0	12.700 34.0	12.550 326.0	79.500	B
4	Andrin Keller	2010	TV Bülach	3.5 12.650 43.0	0.0 12.550 73.0	11.000 84.0	12.725 63.0	11.950 63.0	11.300 719.0	72.175	*
5	Lars Holzer	2010	KTV Dietikon	3.0 11.500 83.0	0.0 12.700 63.0	10.850 94.0	12.775 53.5	11.900 73.0	11.650 519.0	71.375	*
6	Nino Furrer	2009	TV Rickenbach ZH	3.0 11.450 103.5	0.4 12.150 213.0	11.750 44.0	12.200 83.0	12.100 53.5	11.500 619.9	71.150	*
7	Alassane Böhm	2010	TV Wädenswil	3.0 11.300 143.0	0.0 12.000 293.0	10.150 184.0	12.200 83.5	12.650 43.0	11.900 419.0	70.200	*
8	Jeremias Pfyffer	2007	TV Hegi	3.0 10.950 193.5	0.0 12.350 103.0	11.650 55.0	12.800 43.0	11.500 93.0	9.850 3119.5	69.100	*
9	Dylan Poulton	2010	Kutu Freienstein-Rorbas	3.0 11.450 103.0	0.5 12.950 43.5	10.500 184.0	12.175 103.0	10.300 303.5	10.700 1120.0	68.075	*
10	Benjamin Karolinskiy	2010	TV Wädenswil	3.0 11.650 53.0	0.0 12.050 263.0	10.750 123.0	11.550 233.0	11.500 93.0	10.550 1518.0	68.050	*
11	Ruwen Kissling	2010	TV Rickenbach ZH	3.0 10.550 273.0	0.4 12.750 53.0	11.150 74.0	11.350 293.0	11.800 83.0	10.350 1718.4	67.950	*
12	Jovin Kropf	2008	TV Wädenswil	3.0 10.850 213.0	0.0 12.150 213.0	10.200 174.0	12.000 113.0	11.250 133.0	11.300 718.5	67.750	*
13	Odiel Verstraete	2009	TV Bülach	3.0 11.650 53.0	0.0 12.150 213.0	10.600 133.0	11.400 272.5	10.800 233.0	10.550 1517.5	67.150	*
14	Nick Meier	2008	TV Bülach	3.0 11.000 173.0	0.0 12.050 263.0	10.550 144.0	11.875 163.0	11.150 153.0	10.200 2218.0	66.825	*
15	Levi Zuberbühler	2008	TV Bülach	3.0 10.900 203.0	0.0 12.300 133.0	11.400 64.0	11.600 202.5	10.850 213.0	9.450 3417.5	66.500	*
16	Fynn Lehmann	2008	TV Rüti	3.0 11.550 73.0	0.0 12.350 103.0	10.400 164.0	11.150 322.0	9.650 413.0	10.700 1117.0	65.800	*
17	Elia Stocker	2008	Kutu Freienstein-Rorbas	3.0 10.000 373.0	0.0 12.250 183.0	10.850 94.0	11.575 212.5	10.650 243.0	10.300 2018.0	65.625	*
18	Gian Ganster	2010	TV Hegi	3.0 11.450 103.0	0.0 12.300 133.0	10.000 213.0	10.025 443.0	11.300 123.0	10.200 2218.0	65.275	*
19	Noah Langhart	2007	STV Wetzikon	3.0 10.450 293.0	0.0 12.300 133.0	10.150 184.0	11.950 143.0	10.150 323.0	10.150 2518.5	65.150	
20	Flurin Bürgis	2009	TV Hegi	3.0 10.850 213.5	0.0 12.000 293.0	9.650 293.0	11.875 163.0	10.100 333.0	10.650 1318.5	65.125	
21	Janick Dubs	2008	TV Bülach	3.0 10.450 293.0	0.0 11.550 353.0	10.850 94.0	11.400 272.5	10.550 253.0	10.200 2217.5	65.000	
22	Simon Marquardt	2009	TV Neftenbach	3.0 10.650 233.0	0.0 12.250 183.0	9.650 294.0	12.325 73.0	11.050 163.0	8.500 4618.5	64.425	
23	Fabrice Büchel	2010	TV Neftenbach	3.5 10.350 323.0	0.0 12.000 293.0	9.300 354.0	11.775 183.0	11.000 173.0	9.850 3119.0	64.275	
24	Levi Elias Marti	2008	STV Wetzikon	3.0 10.650 233.0	0.0 12.200 203.0	9.600 313.0	10.875 353.0	10.050 343.0	10.150 2518.0	63.525	
25	Kevin Presente	2008	TV Rüti	3.0 11.350 133.0	0.0 12.300 133.0	9.500 323.0	10.750 362.0	9.350 443.0	10.250 2117.0	63.500	
26	Edgar Mkrтчyan	2009	STV Wetzikon	3.5 11.050 163.5	0.0 12.350 103.0	9.850 293.0	11.575 212.0	8.550 523.0	10.100 2718.0	63.475	
27	Dominic Rösler	2010	TV Opfikon-Glattbrugg	3.0 10.400 313.0	0.0 12.400 93.0	8.450 494.0	10.325 413.0	11.250 133.0	10.350 1718.0	63.175	
28	Gian Büttner	2009	TV Stäfa	3.0 9.500 463.0	0.0 12.100 243.0	9.050 424.0	11.225 313.0	10.400 293.0	10.600 1418.5	62.875	
28	Justin Uyi	2010	TV Henggart	3.0 9.550 443.0	0.0 12.100 243.0	9.900 245.0	11.975 122.5	10.500 273.0	8.850 4218.5	62.875	







Bülicup 2019
Sporthalle Hirslen, Bülach
23.März 2019

PROGRAMM 1

Rg.	Name	Jahrg.	Verein							Total
30	Courage Owerei	2008	Kutu Freienstein-Rorbas	3.0 10.550 27	3.0 12.300 13	3.0 9.150 38	4.0 11.775 18	2.5 10.050 34	3.0 8.800 44	18.0 62.625
31	Severin Müller	2008	STV Wetzikon	3.0 10.300 33	3.0 11.600 33	2.5 9.500 32	4.0 11.975 12	2.5 8.800 51	3.0 10.100 27	17.5 62.275
32	Levin Schmitt	2009	TV Henggart	3.0 9.600 43	3.0 11.550 35	3.0 9.750 26	3.0 10.350 40	2.5 10.900 20	3.0 9.750 33	17.5 61.900
33	Joris Landis	2008	TV Wädenswil	3.0 11.250 15	3.0 9.450 44	3.0 10.100 20	3.0 10.000 45	3.0 11.500 9	3.0 9.400 35	18.0 61.700
34	Laurin Deiss	2009	TV Opfikon-Glattbrugg	2.0 8.600 49	3.0 11.050 39	3.0 10.000 21	3.0 10.375 39	2.0 9.500 42	3.5 11.150 9	16.5 60.675
35	Marius Rechsteiner	2008	TV Rüti	3.0 11.500 8	3.0 9.200 47	2.5 8.450 49	4.0 11.000 34	2.5 10.500 27	3.0 9.900 30	17.5 60.550
36	Sebastian Zähringer	2011	TV Hegi	3.0 9.750 41	3.0 11.950 32	3.0 8.600 49	3.0 11.475 25	3.0 9.300 45	3.0 9.350 36	18.0 60.425
37	Curdin Rupli	2010	TV Opfikon-Glattbrugg	3.0 10.100 35	3.0 11.200 38	3.0 9.250 36	3.0 9.475 49	2.0 9.150 49	3.0 11.000 10	17.0 60.175
38	Timur Semytkivska	2008	TV Opfikon-Glattbrugg	3.0 9.700 42	3.0 12.450 8	3.0 9.100 40	3.0 10.075 43	2.0 9.750 38	3.0 8.950 41	17.0 60.025
39	Tim Homberger	2009	TV Hegi	3.0 9.350 47	2.0 10.250 41	3.0 9.200 37	3.0 11.325 30	3.0 11.000 17	3.0 8.850 42	17.0 59.975
40	Stefano Di Lisi	2009	TV Wädenswil	3.0 10.650 23	3.0 9.400 45	3.0 9.100 40	3.0 11.925 15	2.5 9.250 47	3.0 9.150 39	18.0 59.475
41	Maximilian Benz	2009	TV Opfikon-Glattbrugg	3.0 10.250 34	3.0 10.700 40	3.0 8.550 46	3.0 10.600 38	2.5 9.750 38	3.0 9.300 37	17.5 59.150
42	Jonas Romer	2009	TV Niederglatt	3.0 9.150 48	3.0 9.750 43	3.0 8.900 44	3.0 10.200 42	3.0 11.000 17	3.0 9.150 39	18.0 58.150
43	Philipp Goflin	2010	TV Wädenswil	3.0 10.600 26	3.0 11.300 37	3.0 9.500 32	0.0 5.525 50	2.5 10.850 21	3.0 10.350 17	16.0 58.125
44	Dario Tanner	2007	TV Wädenswil	3.0 11.000 17	2.0 8.550 51	3.0 9.150 38	4.0 11.450 26	2.0 9.400 43	3.0 7.900 51	16.5 57.450
45	Til Frauenfelder	2007	Kutu Freienstein-Rorbas	3.0 9.950 39	3.0 11.600 33	3.0 8.500 48	3.0 11.150 32	2.0 8.850 50	2.0 6.750 52	16.0 56.800
46	Neilo Stuker	2011	TV Hegi	3.0 9.850 40	0.0 8.850 48	3.0 8.000 51	3.0 11.550 23	2.5 9.750 38	3.0 8.000 50	16.5 56.000
47	Marlon Berni	2010	TV Henggart	3.0 8.500 50	3.0 9.350 46	3.0 9.050 42	3.0 9.925 46	2.0 9.200 48	3.0 8.200 49	17.0 54.225
48	Julius Oläh	2010	TV Rümlang	2.0 7.150 51	3.0 8.850 48	3.0 7.700 52	3.0 9.575 48	2.5 10.300 30	3.0 10.000 29	16.5 53.575
49	Morris Neukom	2010	Kutu Freienstein-Rorbas	2.0 6.950 52	3.0 9.900 42	3.0 8.550 46	3.0 9.725 47	2.5 9.900 36	3.0 8.250 48	16.5 53.275
50	Luka Azdajic	2010	TV Niederhasli	3.0 10.100 35	3.0 8.700 50	3.0 9.750 26	0.0 4.325 51	3.0 10.550 25	3.0 9.200 38	16.5 52.625
51	Leon Knöpfel	2010	TV Neftenbach	3.0 10.000 37	3.0 12.050 26	3.0 9.750 26		2.5 9.900 36	3.0 8.550 45	14.5 50.250
52	Leonas Lindner	2008	TV Wädenswil	3.0 9.550 44	0.0 0.000 52	3.0 10.000 21	3.0 10.650 37	2.0 9.300 45	3.0 8.300 47	14.0 47.800







Bülicup 2019
Sporthalle Hirslen, Bülach
23.März 2019

PROGRAMM 1

Rg.	Name	Jahrg.	Verein							Total	
1	TV Bülach			48.850 1	52.750 1	46.000 1	49.250 1	47.450 1	45.450 1	289.750	G
	Lars Schlatter	2009	TV Bülach	4.0 13.550	4.0 16.000	4.0 13.850	5.0 13.250	4.0 13.550	4.0 13.400	26.5 83.600	
	Andrin Keller	2010	TV Bülach	3.5 12.650	3.0 12.550	3.0 11.000	4.0 12.725	3.0 11.950	3.0 11.300	19.0 72.175	
	Odiel Verstraete	2009	TV Bülach	3.0 11.650	3.0 12.150	3.0 10.600	3.0 11.400	2.5 10.800	3.0 10.550	17.5 67.150	
	Nick Meier	2008	TV Bülach	3.0 11.000	3.0 12.050	3.0 10.550	3.0 11.875	3.0 11.150	3.0 10.200	18.0 66.825	
2	TV Wädenswil			45.050 2	45.650 8	41.200 3	45.750 5	46.900 2	43.150 2	267.700	S
	Alassane Böhm	2010	TV Wädenswil	3.0 11.300	3.0 12.000	3.0 10.150	3.0 12.200	3.5 12.650	3.0 11.900	19.0 70.200	
	Benjamin Karolinskiy	2010	TV Wädenswil	3.0 11.650	3.0 12.050	3.0 10.750	3.0 11.550	3.0 11.500	3.0 10.550	18.0 68.050	
	Jovin Kropf	2008	TV Wädenswil	3.0 10.850	3.0 12.150	3.0 10.200	4.0 12.000	3.0 11.250	3.0 11.300	18.5 67.750	
	Joris Landis	2008	TV Wädenswil	3.0 11.250	3.0 9.450	3.0 10.100	3.0 10.000	3.0 11.500	3.0 9.400	18.0 61.700	
3	TV Neftenbach			43.750 3	51.550 2	42.050 2	37.525 8	45.150 3	40.150 5	260.175	B
	Jeremias Morach	2009	TV Neftenbach	4.0 12.750	4.0 15.250	4.0 13.350	3.0 13.425	4.0 13.200	4.0 13.250	26.0 81.225	
	Simon Marquardt	2009	TV Neftenbach	3.0 10.650	3.0 12.250	3.0 9.650	3.0 12.325	3.0 11.050	3.0 8.500	18.5 64.425	
	Fabrice Büchel	2010	TV Neftenbach	3.5 10.350	3.0 12.000	3.0 9.300	3.0 11.775	3.0 11.000	3.0 9.850	19.0 64.275	
	Leon Knöpfel	2010	TV Neftenbach	3.0 10.000	3.0 12.050	3.0 9.750		2.5 9.900	3.0 8.550	14.5 50.250	
4	TV Hegi			43.000 4	48.600 5	39.900 5	46.175 4	42.200 5	40.050 6	259.925	
	Jeremias Pfyffer	2007	TV Hegi	3.0 10.950	3.5 12.350	3.0 11.650	5.0 12.800	3.0 11.500	3.0 9.850	19.5 69.100	
	Gian Ganster	2010	TV Hegi	3.0 11.450	3.0 12.300	3.0 10.000	3.0 10.025	3.0 11.300	3.0 10.200	18.0 65.275	
	Flurin Bürgis	2009	TV Hegi	3.0 10.850	3.5 12.000	3.0 9.650	3.0 11.875	3.0 10.100	3.0 10.650	18.5 65.125	
	Sebastian Zähringer	2011	TV Hegi	3.0 9.750	3.0 11.950	3.0 8.600	3.0 11.475	3.0 9.300	3.0 9.350	18.0 60.425	







Bülicup 2019
Sporthalle Hirslen, Bülach
23.März 2019

PROGRAMM 1

Rg.	Name	Jahrg.	Verein							Total
5	TV Henggart			40.600 7	49.100 3	40.550 4	45.600 6	43.300 4	39.350 7	258.500
	Ben Wolfer	2009	TV Henggart	4.0 12.950	4.0 2.5 16.100	3.5 11.850	3.0 5.0 13.350	4.0 12.700	4.0 12.550	26.0 79.500
	Justin Uyi	2010	TV Henggart	3.0 9.550	3.0 0.0 12.100	3.0 9.900	3.0 5.0 11.975	2.5 10.500	3.0 8.850	18.5 62.875
	Levin Schmitt	2009	TV Henggart	3.0 9.600	3.0 0.0 11.550	3.0 9.750	3.0 3.0 10.350	2.5 10.900	3.0 9.750	17.5 61.900
	Marlon Berni	2010	TV Henggart	3.0 8.500	3.0 0.0 9.350	3.0 9.050	3.0 3.0 9.925	2.0 9.200	3.0 8.200	17.0 54.225
6	STV Wetzikon			42.450 5	48.450 6	39.100 6	46.375 3	37.550 8	40.500 4	254.425
	Noah Langhart	2007	STV Wetzikon	3.0 10.450	3.0 0.0 12.300	3.0 10.150	4.0 3.0 11.950	3.0 10.150	3.0 10.150	18.5 65.150
	Levi Elias Marti	2008	STV Wetzikon	3.0 10.650	3.0 0.0 12.200	3.0 9.600	3.0 3.0 10.875	3.0 10.050	3.0 10.150	18.0 63.525
	Edgar Mkrtychyan	2009	STV Wetzikon	3.5 11.050	3.5 0.0 12.350	3.0 9.850	3.0 3.0 11.575	2.0 8.550	3.0 10.100	18.0 63.475
	Severin Müller	2008	STV Wetzikon	3.0 10.300	3.0 0.0 11.600	2.5 9.500	4.0 3.0 11.975	2.5 8.800	3.0 10.100	17.5 62.275
7	Kutu Freienstein-Rorbas			41.950 6	49.100 3	39.000 7	46.675 2	39.850 6	36.550 8	253.125
	Dylan Poulton	2010	Kutu Freienstein-Rorbas	3.0 11.450	3.0 0.5 12.950	3.5 10.500	4.0 3.0 12.175	3.0 10.300	3.5 10.700	20.0 68.075
	Elia Stocker	2008	Kutu Freienstein-Rorbas	3.0 10.000	3.0 0.0 12.250	3.0 10.850	4.0 3.0 11.575	2.5 10.650	3.0 10.300	18.0 65.625
	Courage Owerei	2008	Kutu Freienstein-Rorbas	3.0 10.550	3.0 0.0 12.300	3.0 9.150	4.0 3.0 11.775	2.5 10.050	3.0 8.800	18.0 62.625
	Til Frauenfelder	2007	Kutu Freienstein-Rorbas	3.0 9.950	3.0 0.0 11.600	3.0 8.500	3.0 3.0 11.150	2.0 8.850	2.0 6.750	16.0 56.800
8	TV Opfikon-Glattbrugg			38.800 8	47.100 7	36.800 8	40.250 7	39.650 7	41.450 3	244.050
	Dominic Rösler	2010	TV Opfikon-Glattbrugg	3.0 10.400	3.0 0.0 12.400	3.0 8.450	3.0 3.0 10.325	3.0 11.250	3.0 10.350	18.0 63.175
	Laurin Deiss	2009	TV Opfikon-Glattbrugg	2.0 8.600	3.0 0.0 11.050	3.0 10.000	3.0 3.0 10.375	2.0 9.500	3.5 11.150	16.5 60.675
	Curdin Rupli	2010	TV Opfikon-Glattbrugg	3.0 10.100	3.0 0.0 11.200	3.0 9.250	3.0 3.0 9.475	2.0 9.150	3.0 11.000	17.0 60.175
	Timur Semytkivska	2008	TV Opfikon-Glattbrugg	3.0 9.700	3.0 0.0 12.450	3.0 9.100	3.0 3.0 10.075	2.0 9.750	3.0 8.950	17.0 60.025

Bülicup 2019
Sporthalle Hirslen, Bülach
23.März 2019

PROGRAMM 2

Rg.	Name	Jahrg.	Verein							Total	
1	Nikolai Dubs	2007	Kutu Freienstein-Rorbas	4.0 11.900 1	3.0 12.300 3	3.0 10.100 3	3.5 12.500 2	3.5 11.250 2	4.0 10.950 1	21.0 69.000	G
2	Tim Wolfer	2007	TV Henggart	3.5 11.800 2	3.0 12.550 1	3.0 10.900 1	3.5 11.250 6	3.0 11.600 1	3.0 10.200 2	19.0 68.300	S
3	Matteo Widmer	2007	TV Stäfa	3.0 7.700 4	3.0 12.400 2	3.0 10.350 2	3.5 11.850 4	2.5 10.450 5	3.0 9.550 3	18.0 62.300	B
4	Sandro Tanner	2005	TV Wädenswil	2.0 6.750 7	3.0 12.200 4	2.0 8.950 4	3.5 10.525 8	3.5 10.850 3	3.0 8.750 4	17.0 58.025	*
5	Damian Arnold	2005	TV Bülach	1.0 7.350 5	3.0 12.000 5	2.0 6.900 8	3.5 12.600 1	2.5 9.400 6	1.5 8.100 6	13.5 56.350	*
6	Alexander Müller	2008	TV Wädenswil	2.0 7.000 6	3.0 11.600 7	2.5 7.950 5	3.5 10.900 7	3.0 10.750 4	2.5 8.100 6	16.5 56.300	
7	Samuele Siciliani	2008	TV Opfikon-Glattbrugg	3.0 8.550 3	3.0 11.650 6	3.0 7.550 6	3.5 11.400 5	2.5 8.950 7	2.5 7.200 8	17.5 55.300	
8	Mael Schickli	2005	Kutu Freienstein-Rorbas	0.0 4.900 8	3.0 11.450 8	2.0 7.350 7	3.5 12.200 3	2.0 7.450 8	3.0 8.650 5	13.5 52.000	