





Büli-Cup 2018

Grosssporthalle Bülach





24.März 2018

EINFÜHRUNGSPROGRAMM A

Rang	Name	Jahrg.	Verein	Mannschaft					Total	
1	Nicolas Mühl	2011	TV Wädenswil		3.0 11.850 3 ^{3.0} _{3.0}	12.350 4 ^{3.0} _{3.0}	12.450 2 ^{3.0} _{3.0}	11.950 4 ^{12.0} _{12.0}	48.600	G
2	Gian Bislin	2010	TV Wädenswil		3.0 12.200 1 ^{3.0} _{3.0}	12.600 1 ^{3.0} _{3.0}	12.150 3 ^{3.0} _{3.0}	11.550 8 ^{12.0} _{12.0}	48.500	S
3	Gino Cortesi	2011	TV Wädenswil		3.0 11.300 11 ^{3.0} _{3.0}	12.175 8 ^{3.0} _{3.0}	12.500 1 ^{3.0} _{3.0}	12.350 1 ^{12.0} _{12.0}	48.325	B
4	Livio Rebsamen	2012	STV Wetzikon		3.0 11.700 5 ^{3.0} _{3.0}	11.850 13 ^{3.0} _{3.0}	11.700 4 ^{3.0} _{3.0}	11.650 7 ^{12.0} _{12.0}	46.900	*
5	Eren Gisler	2011	TV Opfikon-Glattbrugg		3.0 11.500 7 ^{3.0} _{3.0}	11.475 23 ^{3.0} _{3.0}	11.100 12 ^{3.0} _{3.0}	12.250 2 ^{12.0} _{12.0}	46.325	*
6	Aurelio Lechmann	2011	TV Bülach		3.0 10.700 21 ^{3.0} _{3.0}	12.250 6 ^{3.0} _{3.0}	11.200 9 ^{3.0} _{3.0}	11.750 6 ^{12.0} _{12.0}	45.900	*
7	Jeffrey Royston	2011	TV Wädenswil		3.0 10.600 26 ^{3.0} _{3.0}	12.500 3 ^{3.0} _{3.0}	11.650 6 ^{3.0} _{3.0}	11.000 12 ^{12.0} _{12.0}	45.750	*
8	Theo Howard	2011	STV Wetzikon		3.0 12.100 2 ^{3.0} _{3.0}	11.650 17 ^{3.0} _{3.0}	10.850 15 ^{3.0} _{3.0}	10.800 14 ^{12.0} _{12.0}	45.400	*
9	Jérôme Corfu	2010	TV Henggart		3.0 11.800 4 ^{3.0} _{3.0}	11.650 17 ^{3.0} _{3.0}	11.700 4 ^{3.0} _{3.0}	10.100 22 ^{12.0} _{12.0}	45.250	*
10	Lenny Frauenfelder	2011	Kutu Freienstein-Rorbas		3.0 10.950 16 ^{3.0} _{3.0}	12.325 5 ^{3.0} _{3.0}	11.300 7 ^{3.0} _{3.0}	10.600 18 ^{12.0} _{12.0}	45.175	*
11	Julian Tschirky	2011	TV Wädenswil		3.0 11.300 11 ^{3.0} _{3.0}	11.775 15 ^{3.0} _{3.0}	10.750 20 ^{3.0} _{3.0}	11.200 9 ^{12.0} _{12.0}	45.025	*
12	Thierry Ott	2010	TV Henggart		3.0 10.750 20 ^{3.0} _{3.0}	11.575 20 ^{3.0} _{3.0}	11.300 7 ^{3.0} _{3.0}	11.200 9 ^{12.0} _{12.0}	44.825	*
13	Ari Friess	2011	TV Hegi		3.0 10.650 25 ^{3.0} _{3.0}	11.900 11 ^{3.0} _{3.0}	10.150 27 ^{3.0} _{3.0}	11.950 4 ^{12.0} _{12.0}	44.650	*
13	Aleksander Chlebny	2011	TV Stäfa		3.0 10.850 18 ^{3.0} _{3.0}	11.900 11 ^{3.0} _{3.0}	11.200 9 ^{3.0} _{3.0}	10.700 16 ^{12.0} _{12.0}	44.650	*
15	Karim Semytkivska	2011	TV Opfikon-Glattbrugg		3.0 11.400 8 ^{3.0} _{3.0}	11.400 29 ^{3.0} _{3.0}	10.800 16 ^{3.0} _{3.0}	10.800 14 ^{12.0} _{12.0}	44.400	*
16	Lennox von Matt	2012	TV Wädenswil		3.0 11.400 8 ^{3.0} _{3.0}	11.375 30 ^{3.0} _{3.0}	11.150 11 ^{3.0} _{3.0}	10.450 20 ^{12.0} _{12.0}	44.375	*
17	Gian Reusser	2011	TV Niederglatt		3.0 11.150 13 ^{3.0} _{3.0}	11.825 14 ^{3.0} _{3.0}	10.800 16 ^{3.0} _{3.0}	10.500 19 ^{12.0} _{12.0}	44.275	*
18	Lian Keller	2011	Kutu Freienstein-Rorbas		3.0 10.950 16 ^{3.0} _{3.0}	11.450 26 ^{3.0} _{3.0}	10.500 22 ^{3.0} _{3.0}	11.150 11 ^{12.0} _{12.0}	44.050	*
19	Yann Jakobi	2011	STV Wetzikon		3.0 11.050 15 ^{3.0} _{3.0}	11.950 9 ^{3.0} _{3.0}	10.900 14 ^{3.0} _{3.0}	9.800 26 ^{12.0} _{12.0}	43.700	*
20	Nevio Hofer	2011	TV Rickenbach ZH		3.0 10.500 27 ^{3.0} _{3.0}	11.125 35 ^{2.5} _{3.0}	9.600 33 ^{3.0} _{3.0}	12.150 3 ^{11.5} _{11.5}	43.375	*
21	Jesper DuMosch	2012	TV Rüti		3.0 11.650 6 ^{3.0} _{3.0}	11.925 10 ^{3.0} _{3.0}	10.000 28 ^{3.0} _{3.0}	9.500 29 ^{12.0} _{12.0}	43.075	*
22	Elaija Brändli	2012	TV Rüti		3.0 11.150 13 ^{3.0} _{3.0}	12.575 2 ^{3.0} _{3.0}	9.600 33 ^{3.0} _{3.0}	9.650 28 ^{12.0} _{12.0}	42.975	*
23	Levin Soland	2011	TV Stäfa		3.0 10.700 21 ^{3.0} _{3.0}	11.050 36 ^{3.0} _{3.0}	10.800 16 ^{3.0} _{3.0}	10.050 23 ^{12.0} _{12.0}	42.600	
24	Marius Hausammann	2011	Kutu Freienstein-Rorbas		3.0 10.700 21 ^{3.0} _{3.0}	11.700 16 ^{3.0} _{3.0}	10.250 24 ^{3.0} _{3.0}	9.850 25 ^{12.0} _{12.0}	42.500	
25	Levin Caviola	2011	Kutu Freienstein-Rorbas		3.0 10.450 28 ^{3.0} _{3.0}	11.575 20 ^{3.0} _{3.0}	11.000 13 ^{3.0} _{3.0}	9.350 31 ^{12.0} _{12.0}	42.375	
26	Loris Haldimann	2011	TV Hegi		3.0 9.500 35 ^{3.0} _{3.0}	10.850 39 ^{3.0} _{3.0}	10.400 23 ^{3.0} _{3.0}	10.900 13 ^{12.0} _{12.0}	41.650	
27	Livio Prakash	2013	TV Bülach		3.0 9.750 32 ^{3.0} _{3.0}	11.475 23 ^{3.0} _{3.0}	10.250 24 ^{2.0} _{2.0}	9.950 24 ^{11.0} _{11.0}	41.425	
28	Ben Sammann	2011	TV Rickenbach ZH		3.0 10.250 29 ^{3.0} _{3.0}	11.250 32 ^{3.0} _{3.0}	10.650 21 ^{2.0} _{2.0}	9.000 32 ^{11.0} _{11.0}	41.150	
29	Ben Luca Backers	2012	TV Wädenswil		3.0 9.150 38 ^{3.0} _{3.0}	11.200 33 ^{3.0} _{3.0}	9.750 31 ^{3.0} _{3.0}	10.700 16 ^{12.0} _{12.0}	40.800	
30	Loris Keller	2010	Kutu Freienstein-Rorbas		2.0 9.600 33 ^{3.0} _{3.0}	11.450 26 ^{3.0} _{3.0}	10.800 16 ^{2.0} _{2.0}	8.650 35 ^{10.0} _{10.0}	40.500	
31	Levi Bischofberger	2012	TV Rüti		3.0 10.700 21 ^{3.0} _{3.0}	11.550 22 ^{3.0} _{3.0}	10.000 28 ^{1.5} _{1.5}	8.200 39 ^{10.5} _{10.5}	40.450	
32	Dominic Huber	2012	TV Rüti		3.0 9.000 39 ^{3.0} _{3.0}	10.900 38 ^{3.0} _{3.0}	10.200 26 ^{2.0} _{2.0}	9.800 26 ^{11.0} _{11.0}	39.900	
33	Lyo Zimmermann	2011	TV Bülach		2.0 9.450 36 ^{3.0} _{3.0}	12.200 7 ^{1.0} _{1.0}	7.950 41 ^{3.0} _{3.0}	10.150 21 ^{9.0} _{9.0}	39.750	
34	Novak Prokic	2012	TV Wädenswil		2.5 9.450 36 ^{3.0} _{3.0}	11.625 19 ^{3.0} _{3.0}	9.700 32 ^{2.5} _{2.5}	8.900 33 ^{11.0} _{11.0}	39.675	
35	Quirin Cavelti	2012	STV Wetzikon		3.0 11.350 10 ^{3.0} _{3.0}	11.275 31 ^{2.0} _{2.0}	8.600 37 ^{2.0} _{2.0}	8.400 37 ^{10.0} _{10.0}	39.625	
36	Simon Steiner	2012	TV Hegi		3.0 10.850 18 ^{3.0} _{3.0}	11.025 37 ^{3.0} _{3.0}	9.550 35 ^{1.0} _{1.0}	7.800 40 ^{10.0} _{10.0}	39.225	
37	Nuh Hasan	2012	TV Rüti		2.5 9.600 33 ^{3.0} _{3.0}	11.475 23 ^{3.0} _{3.0}	9.150 36 ^{3.0} _{3.0}	8.800 34 ^{11.5} _{11.5}	39.025	
38	Dario Köng	2012	STV Wetzikon		3.0 10.250 29 ^{3.0} _{3.0}	11.425 28 ^{1.0} _{1.0}	8.400 39 ^{2.5} _{2.5}	8.600 36 ^{9.5} _{9.5}	38.675	
39	Andrin Däscher	2012	TV Bülach		3.0 9.800 31 ^{3.0} _{3.0}	10.600 40 ^{3.0} _{3.0}	8.450 38 ^{2.0} _{2.0}	9.450 30 ^{11.0} _{11.0}	38.300	
40	Noel Schönbächler	2012	TV Rüti		2.5 8.950 40 ^{3.0} _{3.0}	11.150 34 ^{2.0} _{2.0}	8.250 40 ^{2.5} _{2.5}	8.350 38 ^{10.0} _{10.0}	36.700	
41	Luca Sommer	2011	TV Hegi		2.0 8.650 41 ^{3.0} _{3.0}	10.550 41 ^{3.0} _{3.0}	9.950 30 ^{1.0} _{1.0}	7.350 41 ^{9.0} _{9.0}	36.500	

Büli-Cup 2018
Grosssporthalle Bülach
24.März 2018

EINFÜHRUNGSPROGRAMM A







Rang	Name	Jahrg.	Verein					Total	
1	TV Wädenswil 1			45.950 2	49.625 1	48.750 1	46.850 1	191.175	G
	Nicolas Mühl	2011	TV Wädenswil	3.0 11.850	3.0 12.350	3.0 12.450	3.0 11.950	12.0 48.600	
	Gian Bislin	2010	TV Wädenswil	3.0 12.200	3.0 12.600	3.0 12.150	3.0 11.550	12.0 48.500	
	Gino Cortesi	2011	TV Wädenswil	3.0 11.300	3.0 12.175	3.0 12.500	3.0 12.350	12.0 48.325	
	Jeffrey Royston	2011	TV Wädenswil	3.0 10.600	3.0 12.500	3.0 11.650	3.0 11.000	12.0 45.750	
2	STV Wetzikon			46.200 1	46.725 4	42.050 3	40.650 4	175.625	
	Livio Rebsamen	2012	STV Wetzikon	3.0 11.700	3.0 11.850	3.0 11.700	3.0 11.650	12.0 46.900	
	Theo Howard	2011	STV Wetzikon	3.0 12.100	3.0 11.650	3.0 10.850	3.0 10.800	12.0 45.400	
	Yann Jakobi	2011	STV Wetzikon	3.0 11.050	3.0 11.950	3.0 10.900	3.0 9.800	12.0 43.700	
	Quirin Cavelti	2012	STV Wetzikon	3.0 11.350	3.0 11.275	2.0 8.600	2.0 8.400	10.0 39.625	
3	Kutu Freienstein-Rorbas			43.050 3	47.050 2	43.050 2	40.950 3	174.100	
	Lenny Frauenfelder	2011	Kutu Freienstein-Rorbas	3.0 10.950	3.0 12.325	3.0 11.300	3.0 10.600	12.0 45.175	
	Lian Keller	2011	Kutu Freienstein-Rorbas	3.0 10.950	3.0 11.450	3.0 10.500	3.0 11.150	12.0 44.050	
	Marius Hausammann	2011	Kutu Freienstein-Rorbas	3.0 10.700	3.0 11.700	3.0 10.250	3.0 9.850	12.0 42.500	
	Levin Caviola	2011	Kutu Freienstein-Rorbas	3.0 10.450	3.0 11.575	3.0 11.000	3.0 9.350	12.0 42.375	
4	TV Rüti			42.500 4	46.950 3	39.800 5	37.150 6	166.400	
	Jesper DuMosch	2012	TV Rüti	3.0 11.650	3.0 11.925	3.0 10.000	3.0 9.500	12.0 43.075	
	Elaija Brändli	2012	TV Rüti	3.0 11.150	3.0 12.575	3.0 9.600	3.0 9.650	12.0 42.975	
	Levi Bischofberger	2012	TV Rüti	3.0 10.700	3.0 11.550	3.0 10.000	1.5 8.200	10.5 40.450	
	Dominic Huber	2012	TV Rüti	3.0 9.000	3.0 10.900	3.0 10.200	2.0 9.800	11.0 39.900	
5	TV Bülach			39.700 5	46.525 5	37.850 6	41.300 2	165.375	
	Aurelio Lechmann	2011	TV Bülach	3.0 10.700	3.0 12.250	3.0 11.200	3.0 11.750	12.0 45.900	
	Livio Prakash	2013	TV Bülach	3.0 9.750	3.0 11.475	3.0 10.250	2.0 9.950	11.0 41.425	
	Lyo Zimmermann	2011	TV Bülach	2.0 9.450	3.0 12.200	1.0 7.950	3.0 10.150	9.0 39.750	
	Andrin Däscher	2012	TV Bülach	3.0 9.800	3.0 10.600	3.0 8.450	2.0 9.450	11.0 38.300	
6	TV Hegi			39.650 6	44.325 6	40.050 4	38.000 5	162.025	
	Ari Friess	2011	TV Hegi	3.0 10.650	3.0 11.900	3.0 10.150	3.0 11.950	12.0 44.650	
	Loris Haldimann	2011	TV Hegi	3.0 9.500	3.0 10.850	3.0 10.400	3.0 10.900	12.0 41.650	
	Simon Steiner	2012	TV Hegi	3.0 10.850	3.0 11.025	3.0 9.550	1.0 7.800	10.0 39.225	
	Luca Sommer	2011	TV Hegi	2.0 8.650	3.0 10.550	3.0 9.950	1.0 7.350	9.0 36.500	

Büli-Cup 2018

Grosssporthalle Bülach

24.März 2018

EINFÜHRUNGSPROGRAMM







Rang	Name	Jahrg.	Verein	Mannschaft							Total									
1	Lars Holzer	2010	KTV Dietikon		3.0	11.450	4.3.0	12.500	2.3.5	11.750	7.1.8 3.3	12.100	1.3.5	12.800	1.3.5	12.850	2	19.1	73.450	G
2	Benjamin Karolinskiy	2010	TV Wädenswil		3.0	10.900	10.3.0	12.250	6.3.5	12.400	1.1.5 4.0	11.875	2.3.0	12.150	9.3.5	12.850	2	18.8	72.425	S
3	Ruwen Kissling	2010	TV Rickenbach ZH		3.0	10.400	16.4.0	12.450	4.3.5	11.900	4.1.8 3.0	11.800	3.3.5	12.500	3.3.5	13.000	1	19.9	72.050	B
4	Jonas Romer	2009	TV Niederglatt		3.0	10.750	11.3.0	12.250	6.3.5	11.750	7.1.5 3.0	11.325	17.3.5	12.250	6.3.0	12.100	9	18.3	70.425	*
5	Florin Wiesmann	2010	TV Neftenbach		3.0	11.200	5.4.0	12.350	5.3.5	11.350	13.1.8 3.0	11.650	5.3.0	11.250	43.3.5	12.000	11	19.4	69.800	*
6	Dario Angst	2011	TV Bülach		3.0	10.600	12.3.0	11.700	15.3.5	11.900	4.1.5 3.0	11.025	26.3.0	11.550	30.3.5	12.700	4	18.3	69.475	*
7	Leo Drake	2010	TV Opfikon-Glattbrugg		3.0	11.700	2.3.0	10.650	39.3.5	11.500	9.1.5 3.0	11.325	17.3.5	12.650	2.3.0	11.550	27	18.3	69.375	*
8	Alexej Naumov	2010	TV Opfikon-Glattbrugg		3.0	11.050	8.3.0	11.750	13.3.5	11.400	12.1.5 3.0	11.375	14.3.0	12.150	9.3.0	11.450	29	17.8	69.175	*
9	Marius Rechsteiner	2008	TV Rüti		3.0	10.600	12.3.0	11.950	10.3.5	11.200	18.1.5 3.0	11.350	15.3.0	11.250	43.3.5	12.650	5	18.3	69.000	*
10	Leano Frangao	2011	TV Rüti		3.0	11.500	3.3.0	10.400	44.3.0	11.350	13.1.8 3.0	11.475	7.3.5	11.850	18.3.0	11.950	12	17.9	68.525	*
11	Simon Marquardt	2009	TV Neftenbach		3.0	10.100	21.3.0	11.850	12.3.5	11.500	9.1.5 4.0	11.775	4.3.0	11.400	36.3.5	11.750	18	18.8	68.375	*
12	Laurin Deiss	2009	TV Opfikon-Glattbrugg		3.0	10.350	18.3.0	11.250	25.3.5	10.700	31.1.5 3.0	11.425	10.3.0	11.650	26.3.5	12.600	6	18.3	67.975	*
13	Luca Clement	2009	TV Stäfa		3.5	11.750	1.3.0	12.100	9.3.0	9.850	54.1.8 1.5	11.100	25.3.0	11.050	51.3.0	12.050	10	17.2	67.900	*
14	Odiel Verstraete	2009	TV Bülach		3.0	9.500	30.3.0	11.700	15.3.0	11.850	6.1.5 3.0	11.175	24.3.0	12.000	16.3.0	11.650	22	17.3	67.875	*
15	Dominic Rösler	2010	TV Opfikon-Glattbrugg		3.0	11.150	7.3.0	11.000	31.3.5	10.900	22.1.5 1.5	10.800	32.3.5	12.400	4.3.0	11.600	26	17.5	67.850	*
16	Rafael Imfeld	2009	TV Wädenswil		3.0	10.300	19.3.0	11.650	18.3.0	10.800	26.1.5 3.0	11.425	10.3.5	12.200	8.3.0	11.300	33	17.8	67.675	*
17	Leon Knöpfel	2010	TV Neftenbach		3.0	9.650	28.3.0	11.900	11.3.5	10.300	40.1.8 3.0	11.300	20.3.0	12.350	5.3.0	11.800	15	17.9	67.300	*
18	Vincent Brombacher	2011	TV Rüti		3.0	11.200	5.3.0	10.400	44.3.0	10.250	43.1.8 3.0	11.400	12.3.5	12.150	9.3.0	11.650	22	17.9	67.050	*
19	Dylan Poulton	2010	Kutu Freienstein-Rorbas		3.0	9.600	29.4.0	10.250	48.3.5	11.450	11.1.5 4.0	11.650	5.3.5	12.050	14.3.0	11.800	15	19.8	66.800	*
20	Curdin Rupli	2010	TV Opfikon-Glattbrugg		3.0	10.400	16.3.0	11.550	21.3.0	10.850	25.1.5 1.8	10.600	45.3.0	11.650	26.3.0	11.700	20	16.7	66.750	*
21	Stefano Di Lisi	2009	TV Wädenswil		3.0	9.950	25.3.0	11.200	26.2.0	10.200	44.1.5 4.0	11.475	7.3.0	12.050	14.3.0	11.850	13	16.8	66.725	*
22	Levin Schmitt	2009	TV Henggart		3.0	9.300	34.3.0	10.650	39.3.5	12.100	2.1.5 3.0	10.650	39.3.0	11.850	18.3.0	12.150	7	17.8	66.700	*
23	Timon Heller	2011	TV Bülach		3.0	8.350	49.3.0	11.750	13.3.5	11.950	3.1.8 3.0	10.975	27.3.0	11.250	43.3.0	11.750	18	17.9	66.025	*
24	Luka Azdajic	2010	TV Niederhasli		3.0	9.250	35.3.0	12.250	6.3.5	11.250	16.1.5 1.5	10.300	54.3.5	11.900	17.3.0	11.050	38	17.5	66.000	*
25	Glen Müller	2011	TV Rüti		3.0	10.950	9.3.0	11.000	31.3.0	10.150	46.1.5 1.5	10.600	45.3.0	11.800	20.3.0	11.050	38	16.5	65.550	
26	Alassane Böhm	2010	TV Wädenswil		3.0	9.500	30.3.0	10.500	41.3.0	10.900	22.1.5 3.0	11.325	17.3.0	11.800	20.3.0	11.250	36	17.3	65.275	
27	Gian Ganster	2010	TV Hegi		3.0	10.100	21.3.0	10.400	44.3.5	10.900	22.1.5 1.5	10.600	45.3.5	12.250	6.3.0	11.000	40	17.5	65.250	
28	Fynn Brunner	2010	KTV Dietikon		3.0	9.700	27.3.0	11.150	28.3.5	10.600	33.1.5 3.0	10.625	43.3.0	11.750	22.3.0	10.800	46	17.8	64.625	
29	Fabrice Büchel	2010	TV Neftenbach		3.0	9.450	33.2.5	8.900	57.3.5	10.800	26.1.5 4.0	11.400	12.3.5	12.100	12.3.0	11.850	13	18.3	64.500	
30	Matteo Büttner	2011	TV Stäfa		3.0	8.650	43.3.0	11.650	18.3.0	9.950	52.1.5 3.0	11.225	22.3.0	11.450	34.3.0	11.500	28	17.3	64.425	
31	Nico Iselin	2011	KTV Dietikon		3.0	10.000	24.3.0	10.850	35.3.0	10.000	49.1.5 1.5	10.075	56.3.5	12.100	12.3.0	11.300	33	17.0	64.325	
32	Lias Ludwig	2010	TV Bülach		3.0	8.500	46.3.0	11.550	21.3.0	10.400	38.1.5 3.0	10.800	32.3.0	11.300	40.3.0	11.650	22	17.3	64.200	
33	Maximilian Benz	2009	TV Opfikon-Glattbrugg		3.0	9.800	26.3.0	10.350	47.3.5	10.800	26.1.5 1.5	10.075	56.3.0	11.350	37.3.0	11.800	15	17.0	64.175	
34	Séverin Schiesser	2011	TV Rüti		3.0	10.500	14.3.0	10.950	33.3.0	10.100	47.1.5 1.5	10.500	50.3.0	10.650	57.3.0	11.400	31	16.5	64.100	
35	Noah Bucher	2010	TV Niederglatt		3.0	9.500	30.3.0	11.050	30.3.0	10.300	40.1.5 1.5	10.675	38.3.0	11.100	50.3.0	11.450	29	16.5	64.075	
36	Corsin Schürmann	2010	TV Wädenswil		3.0	10.050	23.3.0	10.900	34.3.0	10.300	40.1.5 3.0	10.825	30.3.0	11.050	51.3.0	10.700	47	17.3	63.825	
37	Finn Christian Durussel	2010	STV Wetzikon		3.0	9.250	35.3.0	10.500	41.3.0	11.000	20.1.5 1.5	10.325	53.3.0	11.550	30.3.0	10.850	45	16.5	63.475	
38	Ilian Reutter	2010	STV Wetzikon		3.0	9.200	37.3.0	10.700	38.3.0	10.450	36.1.8 1.8	11.350	15.3.0	11.600	28.3.0	9.950	54	16.8	63.250	
39	Justin Uyi	2010	TV Henggart		3.0	8.300	50.3.0	11.150	28.3.5	10.200	44.1.5 4.0	11.475	7.3.0	11.200	47.3.0	10.900	42	18.3	63.225	
40	Edgar Mkrtchyan	2009	STV Wetzikon		3.0	10.150	20.4.0	12.650	1.3.5	11.150	19.3.0 0.0	5.700	58.3.0	11.700	24.3.0	11.650	22	18.0	63.000	
41	Matti Peter	2009	TV Rickenbach ZH		3.0	7.950	54.3.0	11.700	15.3.0	9.300	57.1.5 1.5	10.575	48.3.0	11.750	22.3.0	11.400	31	16.5	62.675	
42	Janis Hofer	2010	TV Rickenbach ZH		3.0	7.850	56.3.0	12.500	2.3.0	9.700	56.1.5 1.5	10.175	55.3.0	11.500	33.3.0	10.900	42	16.5	62.625	
43	Giorgio Albertini	2010	TV Niederglatt		3.0	8.300	50.3.0	10.750	37.3.0	10.600	33.1.8 1.8	11.275	21.3.0	11.200	47.3.0	10.350	51	16.8	62.475	
44	Gian Lechmann	2009	TV Bülach		3.0	9.100	39.1.0	9.450	54.3.0	11.350	13.1.5 3.0	10.650	39.3.0	10.650	57.3.0	11.250	36	15.3	62.450	
45	Stiliano Miglio	2011	TV Rüti		3.0	9.150	38.3.0	11.200	26.3.0	10.800	26.1.5 1.5	10.650	39.3.0	10.800	56.2.0	9.650	56	15.5	62.250	
46	Benedek Bösze	2010	TV Hegi		3.0	7.950	54.3.0	10.800	36.3.0	11.250	16.1.5 1.5	10.500	50.3.0	11.250	43.3.0	10.350	51	16.5	62.100	
47	Morris Neukom	2010	Kutu Freienstein-Rorbas		2.5	7.600	57.3.0	11.300	24.3.0	10.000	49.1.5 1.5	10.625	43.3.0	11.350	37.3.0	10.900	42	16.0	61.775	

Büli-Cup 2018

Grosssporthalle Bülach

24.März 2018

EINFÜHRUNGSPROGRAMM







Rang	Name	Jahrg.	Verein	Mannschaft							Total
48	Neilo Stuker	2011	TV Hegi		3.0 10.450 15	3.0 8.650 58 3.0	3.0 10.050 48 1.5 3.0	10.950 28 3.0	11.700 24 2.0	9.850 55 16.3	61.650
49	Alessio Spinelli	2009	TV Opfikon-Glattbrugg		2.5 8.400 48 3.0	3.0 9.900 52 3.5	3.0 10.350 39 1.5 1.5	10.350 52 3.0	11.200 47 3.0	11.300 33 16.5	61.500
50	Marlon Berni	2010	TV Henggart		3.0 7.300 59 3.0	3.0 11.600 20 3.5	3.0 10.950 21 1.8 3.0	10.950 28 3.0	11.600 28 1.0	8.950 58 15.9	61.350
51	Sebastian Zähringer	2011	TV Hegi		3.0 8.750 41 3.0	3.0 9.900 52 3.0	3.0 10.750 30 1.5 3.0	11.225 22 3.0	11.300 40 3.0	9.250 57 17.3	61.175
52	Tim Homberger	2009	TV Hegi		3.0 8.100 52 3.0	3.0 10.200 50 3.0	3.0 10.650 32 1.5 3.0	10.775 34 3.0	10.950 53 3.0	10.450 50 17.3	61.125
53	Arik Hofmann	2011	TV Bülach		3.0 8.600 44 3.0	3.0 10.500 41 3.0	3.0 9.150 59 1.5 3.0	10.775 34 3.0	11.450 34 3.0	10.300 53 17.3	60.775
54	Luc Paratte	2011	TV Neftenbach		3.0 8.600 44 3.0	3.0 10.250 48 3.0	3.0 9.850 54 1.5 1.5	10.550 49 3.0	10.450 59 3.0	11.000 40 16.5	60.700
55	Miro Marroni	2012	TV Neftenbach		3.0 8.750 41 3.0	3.0 9.000 56 2.0	3.0 9.200 58 1.5 1.5	10.700 37 3.0	10.950 53 3.0	11.700 20 15.5	60.300
56	Philipp Goflin	2010	TV Wädenswil		3.0 9.000 40 3.0	3.0 11.350 23 3.0	3.0 10.500 35 1.5 0.0	5.275 59 3.0	11.550 30 3.0	12.150 7 15.8	59.825
57	Elias Baumann	2009	STV Wetzikon		3.0 7.500 58 3.0	3.0 9.450 54 3.0	3.0 9.900 53 1.5 1.5	10.825 30 3.0	11.350 37 3.0	10.500 49 16.5	59.525
58	Liam Estrella	2009	TV Wädenswil		3.0 8.050 53 3.0	3.0 8.650 58 3.0	3.0 10.450 36 1.5 1.5	10.775 34 3.0	10.900 55 3.0	10.550 48 16.5	59.375
59	Pietro Carrozza	2011	KTV Dietikon		3.0 8.500 46 3.0	3.0 10.050 51 3.5	3.0 10.000 49 1.5 1.5	10.650 39 3.0	11.300 40 2.0	8.600 59 16.0	59.100

Büli-Cup 2018

Grosssporthalle Bülach







24.März 2018

EINFÜHRUNGSPROGRAMM

Rang	Name	Jahrg.	Verein							Total
1	TV Opfikon-Glattbrugg 1			44.250 ¹	44.650 ⁴	44.500 ²	44.925 ³	48.850 ¹	47.200 ⁵	274.375
	Leo Drake	2010	TV Opfikon-Glattbrugg	3.0 11.700	3.0 10.650	3.5 11.500	1.5 11.325 3.0	3.5 12.650	3.0 11.550	18.3 69.375
	Alexej Naumov	2010	TV Opfikon-Glattbrugg	3.0 11.050	3.0 11.750	3.5 11.400	1.5 11.375 3.0	3.0 12.150	3.0 11.450	17.8 69.175
	Laurin Deiss	2009	TV Opfikon-Glattbrugg	3.0 10.350	3.0 11.250	3.5 10.700	1.5 11.425 3.0	3.0 11.650	3.5 12.600	18.3 67.975
	Dominic Rösler	2010	TV Opfikon-Glattbrugg	3.0 11.150	3.0 11.000	3.5 10.900	1.5 10.800 1.5	3.5 12.400	3.0 11.600	17.5 67.850
2	TV Wädenswil 1			40.650 ³	45.600 ²	44.300 ³	46.100 ²	48.200 ²	47.250 ⁴	272.100
	Benjamin Karolinskiy	2010	TV Wädenswil	3.0 10.900	3.0 12.250	3.5 12.400	1.5 11.875 4.0	3.0 12.150	3.5 12.850	18.8 72.425
	Rafael Imfeld	2009	TV Wädenswil	3.0 10.300	3.0 11.650	3.0 10.800	1.5 11.425 3.0	3.5 12.200	3.0 11.300	17.8 67.675
	Stefano Di Lisi	2009	TV Wädenswil	3.0 9.950	3.0 11.200	2.0 10.200	1.5 11.475 4.0	3.0 12.050	3.0 11.850	16.8 66.725
	Alassane Böhm	2010	TV Wädenswil	3.0 9.500	3.0 10.500	3.0 10.900	1.5 11.325 3.0	3.0 11.800	3.0 11.250	17.3 65.275
3	TV Rüti			44.250 ¹	43.750 ⁶	42.950 ⁵	44.825 ⁴	47.050 ⁵	47.300 ³	270.125
	Marius Rechsteiner	2008	TV Rüti	3.0 10.600	3.0 11.950	3.5 11.200	1.5 11.350 3.0	3.0 11.250	3.5 12.650	18.3 69.000
	Leano Frangao	2011	TV Rüti	3.0 11.500	3.0 10.400	3.0 11.350	1.8 11.475 3.0	3.5 11.850	3.0 11.950	17.9 68.525
	Vincent Brombacher	2011	TV Rüti	3.0 11.200	3.0 10.400	3.0 10.250	1.8 11.400 3.0	3.5 12.150	3.0 11.650	17.9 67.050
	Glen Müller	2011	TV Rüti	3.0 10.950	3.0 11.000	3.0 10.150	1.5 10.600 1.5	3.0 11.800	3.0 11.050	16.5 65.550
4	TV Neftenbach			40.400 ⁴	45.000 ³	43.950 ⁴	46.125 ¹	47.100 ⁴	47.400 ²	269.975
	Florin Wiesmann	2010	TV Neftenbach	3.0 11.200	4.0 12.350	3.5 11.350	1.8 11.650 3.0	3.0 11.250	3.5 12.000	19.4 69.800
	Simon Marquardt	2009	TV Neftenbach	3.0 10.100	3.0 11.850	3.5 11.500	1.5 11.775 4.0	3.0 11.400	3.5 11.750	18.8 68.375
	Leon Knöpfel	2010	TV Neftenbach	3.0 9.650	3.0 11.900	3.5 10.300	1.8 11.300 3.0	3.0 12.350	3.0 11.800	17.9 67.300
	Fabrice Büchel	2010	TV Neftenbach	3.0 9.450	2.5 8.900	3.5 10.800	1.5 11.400 4.0	3.5 12.100	3.0 11.850	18.3 64.500
5	TV Bülach			36.950 ⁷	46.700 ¹	46.100 ¹	43.975 ⁵	46.100 ⁸	47.750 ¹	267.575
	Dario Angst	2011	TV Bülach	3.0 10.600	3.0 11.700	3.5 11.900	1.5 11.025 3.0	3.0 11.550	3.5 12.700	18.3 69.475
	Odiel Verstraete	2009	TV Bülach	3.0 9.500	3.0 11.700	3.0 11.850	1.5 11.175 3.0	3.0 12.000	3.0 11.650	17.3 67.875
	Timon Heller	2011	TV Bülach	3.0 8.350	3.0 11.750	3.5 11.950	1.8 10.975 3.0	3.0 11.250	3.0 11.750	17.9 66.025
	Lias Ludwig	2010	TV Bülach	3.0 8.500	3.0 11.550	3.0 10.400	1.5 10.800 3.0	3.0 11.300	3.0 11.650	17.3 64.200
6	KTV Dietikon			39.650 ⁵	44.550 ⁵	42.350 ⁸	43.450 ⁶	47.950 ³	43.550 ⁶	261.500
	Lars Holzer	2010	KTV Dietikon	3.0 11.450	3.0 12.500	3.5 11.750	1.8 12.100 3.3	3.5 12.800	3.5 12.850	19.1 73.450
	Fynn Brunner	2010	KTV Dietikon	3.0 9.700	3.0 11.150	3.5 10.600	1.5 10.625 3.0	3.0 11.750	3.0 10.800	17.8 64.625
	Nico Iselin	2011	KTV Dietikon	3.0 10.000	3.0 10.850	3.0 10.000	1.5 10.075 1.5	3.5 12.100	3.0 11.300	17.0 64.325
	Pietro Carrozza	2011	KTV Dietikon	3.0 8.500	3.0 10.050	3.5 10.000	1.5 10.650 1.5	3.0 11.300	2.0 8.600	16.0 59.100
7	TV Hegi			37.250 ⁶	39.750 ⁸	42.950 ⁵	43.275 ⁷	46.500 ⁶	40.450 ⁸	250.175
	Gian Ganster	2010	TV Hegi	3.0 10.100	3.0 10.400	3.5 10.900	1.5 10.600 1.5	3.5 12.250	3.0 11.000	17.5 65.250
	Benedek Bösze	2010	TV Hegi	3.0 7.950	3.0 10.800	3.0 11.250	1.5 10.500 1.5	3.0 11.250	3.0 10.350	16.5 62.100
	Neilo Stuker	2011	TV Hegi	3.0 10.450	3.0 8.650	3.0 10.050	1.5 10.950 3.0	3.0 11.700	2.0 9.850	16.3 61.650
	Sebastian Zähringer	2011	TV Hegi	3.0 8.750	3.0 9.900	3.0 10.750	1.5 11.225 3.0	3.0 11.300	3.0 9.250	17.3 61.175

Büli-Cup 2018
Grosssporthalle Bülach
24.März 2018

EINFÜHRUNGSPROGRAMM







Rang	Name	Jahrg.	Verein							Total
8	STV Wetzikon			36.100 ⁸	43.300 ⁷	42.500 ⁷	38.200 ⁸	46.200 ⁷	42.950 ⁷	249.250
	Finn Christian Durussel	2010	STV Wetzikon	3.0 9.250	3.0 10.500	3.0 11.000	1.5 1.5 10.325	3.0 11.550	3.0 10.850	16.5 63.475
	Ilian Reutter	2010	STV Wetzikon	3.0 9.200	3.0 10.700	3.0 10.450	1.8 1.8 11.350	3.0 11.600	3.0 9.950	16.8 63.250
	Edgar Mkrтчhyan	2009	STV Wetzikon	3.0 10.150	4.0 12.650	3.5 11.150	3.0 0.0 5.700	3.0 11.700	3.0 11.650	18.0 63.000
	Elias Baumann	2009	STV Wetzikon	3.0 7.500	3.0 9.450	3.0 9.900	1.5 1.5 10.825	3.0 11.350	3.0 10.500	16.5 59.525

Büli-Cup 2018

Grosssporthalle Bülach

24.März 2018

PRGRAMM 1







Rang	Name	Jahrg.	Verein	Mannschaft							Total	
1	Nick Reuling	2008	TV Bülach		4.0 12.300 3 ^{4.0} _{1.0}	13.700 2 ^{4.0} _{1.0}	13.300 1 ^{5.0} _{3.0}	13.200 3 ^{3.5} _{3.0}	11.450 3 ^{4.0} _{3.0}	13.200 1 ^{24.5} _{24.5}	77.150	G
2	Luis Brandenberger	2008	TV Henggart		3.5 11.750 6 ^{4.0} _{1.9}	14.550 1 ^{4.0} _{1.0}	11.450 4 ^{3.0} _{5.0}	13.075 4 ^{3.5} _{3.0}	12.450 1 ^{4.0} _{3.0}	13.100 2 ^{24.9} _{24.9}	76.375	S
3	Leandro Berni	2008	TV Henggart		4.0 12.500 2 ^{4.0} _{0.9}	13.600 3 ^{4.0} _{3.0}	12.500 2 ^{3.0} _{5.0}	13.450 1 ^{3.0} _{3.0}	10.900 8 ^{3.0} _{3.0}	12.400 5 ^{22.9} _{22.9}	75.350	B
4	Thierry Hofer	2008	TV Bülach		4.0 12.650 1 ^{4.0} _{0.7}	13.250 4 ^{3.5} _{3.0}	11.300 5 ^{5.0} _{3.0}	12.925 7 ^{4.0} _{3.0}	12.250 2 ^{3.5} _{3.0}	12.350 6 ^{23.7} _{23.7}	74.725	*
5	Neil Flacher	2008	TV Henggart		4.0 11.750 6 ^{4.0} _{0.8}	11.500 12 ^{4.0} _{3.0}	12.400 3 ^{3.0} _{5.0}	13.000 6 ^{3.0} _{3.0}	11.000 7 ^{3.5} _{3.0}	12.350 6 ^{23.3} _{23.3}	72.000	*
6	Jeremias Morach	2009	TV Neftenbach		3.0 12.000 4 ^{3.0} _{0.0}	11.950 7 ^{4.0} _{3.0}	10.800 6 ^{3.0} _{4.0}	12.725 8 ^{3.0} _{3.0}	10.550 11 ^{3.5} _{3.0}	12.550 4 ^{20.0} _{20.0}	70.575	*
7	Jeremias Pfyffer	2007	TV Hegi		3.0 11.250 12 ^{3.0} _{0.0}	11.550 10 ^{3.5} _{3.0}	10.400 11 ^{3.0} _{5.0}	13.075 4 ^{3.0} _{3.0}	11.100 6 ^{3.0} _{3.0}	12.350 6 ^{19.5} _{19.5}	69.725	*
8	Lars Schlatter	2009	TV Bülach		3.0 11.300 10 ^{3.0} _{0.0}	12.150 6 ^{1.0} _{1.0}	9.250 25 ^{3.0} _{3.0}	11.950 19 ^{3.0} _{3.0}	11.400 5 ^{3.0} _{3.0}	12.000 10 ^{16.0} _{16.0}	68.050	*
9	Fabian Zähringer	2008	TV Hegi		3.0 10.950 16 ^{3.0} _{0.0}	10.150 33 ^{3.5} _{3.0}	9.950 15 ^{3.0} _{5.0}	13.300 2 ^{3.0} _{3.0}	11.450 3 ^{3.0} _{3.0}	11.850 12 ^{19.5} _{19.5}	67.650	*
10	Levi Zuberbühler	2008	TV Bülach		3.0 10.700 21 ^{3.0} _{0.0}	11.600 9 ^{3.0} _{3.0}	10.650 7 ^{3.3} _{3.0}	11.850 20 ^{3.0} _{3.0}	10.550 11 ^{3.0} _{3.0}	11.950 11 ^{18.2} _{18.2}	67.300	*
11	Flurin Bürgis	2009	TV Hegi		3.0 11.900 5 ^{3.5} _{0.0}	11.400 14 ^{4.0} _{3.0}	10.050 14 ^{3.0} _{3.0}	11.600 22 ^{3.0} _{3.0}	10.550 11 ^{3.0} _{3.0}	11.700 16 ^{19.5} _{19.5}	67.200	*
12	Damian Arnold	2005	TV Bülach		3.5 11.200 13 ^{3.0} _{0.0}	11.850 8 ^{3.0} _{3.0}	9.550 21 ^{5.0} _{3.0}	12.250 16 ^{3.0} _{3.0}	10.350 18 ^{3.0} _{3.0}	11.750 14 ^{19.5} _{19.5}	66.950	*
13	Samuele Siciliani	2008	TV Opfikon-Glattbrugg		3.5 11.450 9 ^{3.5} _{0.0}	11.000 24 ^{3.5} _{3.0}	9.800 18 ^{3.0} _{5.0}	12.275 13 ^{3.0} _{3.0}	10.650 10 ^{3.0} _{3.0}	11.450 22 ^{20.5} _{20.5}	66.625	*
14	Livio Baumann	2007	TV Rüti		3.5 10.850 17 ^{3.5} _{0.0}	10.300 31 ^{4.0} _{3.0}	10.500 8 ^{4.0} _{3.0}	12.400 11 ^{2.0} _{3.0}	9.900 21 ^{3.5} _{3.0}	12.650 3 ^{20.0} _{20.0}	66.600	*
15	Alexander Müller	2008	TV Hegi		3.5 10.800 18 ^{3.0} _{0.0}	11.250 20 ^{4.0} _{3.0}	9.500 22 ^{4.0} _{4.0}	12.275 13 ^{3.0} _{3.0}	10.900 8 ^{3.0} _{3.0}	11.750 14 ^{20.0} _{20.0}	66.475	*
16	Sandro Tanner	2005	TV Wädenswil		3.0 11.300 10 ^{3.0} _{0.0}	11.350 16 ^{3.0} _{3.0}	10.100 13 ^{3.0} _{3.0}	11.225 29 ^{3.0} _{3.0}	10.450 16 ^{3.0} _{3.0}	11.700 16 ^{18.0} _{18.0}	66.125	*
17	Lloyd Kuster	2008	TV Rüti		3.0 10.800 18 ^{3.0} _{0.0}	11.400 14 ^{3.5} _{3.0}	10.350 12 ^{4.0} _{3.0}	12.425 10 ^{2.5} _{3.0}	9.000 29 ^{3.0} _{3.0}	11.650 18 ^{18.5} _{18.5}	65.625	*
18	Elia Stocker	2008	Kutu Freienstein-Rorbas		3.0 10.300 31 ^{3.0} _{0.0}	11.450 13 ^{3.5} _{3.0}	10.450 9 ^{3.0} _{3.0}	11.600 22 ^{2.5} _{3.0}	9.800 22 ^{3.0} _{3.0}	11.400 24 ^{18.0} _{18.0}	65.000	*
19	Nino Furrer	2009	TV Rickenbach ZH		3.0 10.550 24 ^{3.0} _{0.0}	11.350 16 ^{3.5} _{3.0}	9.750 19 ^{3.0} _{3.0}	10.675 38 ^{3.0} _{3.0}	10.450 16 ^{3.0} _{3.0}	12.200 9 ^{18.5} _{18.5}	64.975	
20	Ben Wolfer	2009	TV Henggart		3.0 11.500 8 ^{3.0} _{0.0}	11.350 16 ^{3.5} _{3.0}	8.900 31 ^{3.0} _{3.0}	10.900 35 ^{2.5} _{3.0}	10.550 11 ^{3.0} _{3.0}	11.550 21 ^{18.0} _{18.0}	64.750	
21	Tim Bretscher	2009	TV Henggart		3.0 10.700 21 ^{3.5} _{0.0}	10.100 34 ^{3.5} _{3.0}	9.950 15 ^{3.0} _{3.0}	11.425 26 ^{3.0} _{3.0}	10.550 11 ^{3.0} _{3.0}	11.000 34 ^{19.0} _{19.0}	63.725	
22	Fynn Lehmann	2008	TV Rüti		3.0 11.150 14 ^{3.0} _{0.0}	11.050 23 ^{3.0} _{3.0}	9.500 22 ^{3.0} _{3.0}	11.225 29 ^{2.5} _{3.0}	9.450 26 ^{3.0} _{3.0}	11.300 27 ^{17.5} _{17.5}	63.675	
23	Jovin Kropf	2008	TV Wädenswil		3.0 10.750 20 ^{3.0} _{0.0}	10.200 32 ^{3.5} _{3.0}	9.950 15 ^{4.0} _{3.0}	12.275 13 ^{2.0} _{3.0}	9.100 28 ^{3.0} _{3.0}	10.650 37 ^{18.0} _{18.0}	62.925	
24	Simon Brändle	2008	TV Rüti		3.0 9.800 36 ^{3.0} _{0.0}	10.800 27 ^{3.0} _{3.0}	8.850 32 ^{4.0} _{3.0}	11.700 21 ^{3.0} _{3.0}	10.000 19 ^{3.0} _{3.0}	11.650 18 ^{18.5} _{18.5}	62.800	
25	Maximilian Faris	2007	TV Stäfa		3.0 10.250 32 ^{3.0} _{0.0}	11.250 20 ^{3.5} _{3.0}	9.250 25 ^{3.3} _{3.0}	12.325 12 ^{2.0} _{3.0}	9.950 20 ^{3.0} _{3.0}	9.650 42 ^{17.7} _{17.7}	62.675	
26	Enes Jahovik	2007	TV Wädenswil		2.0 9.000 43 ^{3.0} _{0.0}	11.550 10 ^{3.0} _{3.0}	8.550 34 ^{4.0} _{3.0}	12.525 9 ^{2.0} _{3.0}	9.550 24 ^{3.0} _{3.0}	11.350 25 ^{16.5} _{16.5}	62.525	
27	Maxim Goflin	2008	TV Wädenswil		3.0 10.700 21 ^{3.0} _{0.0}	10.650 28 ^{3.5} _{3.0}	8.400 37 ^{3.0} _{3.0}	11.375 27 ^{3.0} _{3.0}	9.750 23 ^{3.0} _{3.0}	11.450 22 ^{18.5} _{18.5}	62.325	
28	Akkaraphon (Not) Phaonir	2009	TV Neftenbach		2.0 9.200 42 ^{3.0} _{0.0}	12.200 5 ^{3.5} _{3.0}	10.450 9 ^{3.0} _{4.0}	11.200 31 ^{2.0} _{3.0}	7.750 37 ^{3.0} _{3.0}	10.800 35 ^{17.0} _{17.0}	61.600	
29	Courage Owerei	2008	Kutu Freienstein-Rorbas		2.5 9.850 35 ^{3.0} _{0.0}	11.300 19 ^{3.0} _{3.0}	9.000 30 ^{3.0} _{3.0}	12.075 17 ^{1.5} _{3.0}	7.950 36 ^{3.0} _{3.0}	10.400 39 ^{16.0} _{16.0}	60.575	
30	Moritz Wiesmann	2009	TV Neftenbach		3.0 10.350 29 ^{3.0} _{0.0}	10.350 29 ^{3.0} _{3.0}	9.250 25 ^{3.0} _{3.0}	11.000 33 ^{1.0} _{3.0}	8.000 35 ^{3.0} _{3.0}	11.150 29 ^{16.0} _{16.0}	60.100	
31	Joris Landis	2008	TV Wädenswil		3.0 10.500 25 ^{3.0} _{0.0}	9.200 38 ^{3.0} _{3.0}	9.200 28 ^{3.0} _{3.0}	10.800 37 ^{2.0} _{3.0}	8.350 31 ^{3.0} _{3.0}	11.650 18 ^{17.0} _{17.0}	59.700	
32	Noah Langhart	2007	STV Wetzikon		3.0 10.400 27 ^{3.0} _{0.0}	10.100 34 ^{3.0} _{3.0}	7.900 42 ^{3.0} _{3.0}	11.600 22 ^{1.5} _{3.0}	8.350 31 ^{3.0} _{3.0}	11.150 29 ^{16.5} _{16.5}	59.500	
33	Livio Flach	2008	TV Neftenbach		3.0 11.050 15 ^{3.0} _{0.0}	10.900 26 ^{3.0} _{3.0}	8.500 36 ^{3.0} _{3.0}	11.575 25 ^{0.5} _{3.0}	6.650 42 ^{3.0} _{3.0}	10.300 40 ^{15.5} _{15.5}	58.975	
34	Luca Schnyder	2009	TV Rickenbach ZH		2.5 10.250 32 ^{3.0} _{0.0}	11.250 20 ^{2.5} _{3.0}	7.950 41 ^{3.0} _{3.0}	10.650 39 ^{1.0} _{3.0}	7.650 38 ^{3.0} _{3.0}	11.100 31 ^{15.0} _{15.0}	58.850	
35	Levi Elias Marti	2008	STV Wetzikon		2.5 9.700 37 ^{3.0} _{0.0}	8.500 39 ^{3.0} _{3.0}	9.200 28 ^{3.0} _{3.0}	10.900 35 ^{2.0} _{3.0}	9.400 27 ^{3.0} _{3.0}	11.100 31 ^{16.5} _{16.5}	58.800	
36	Leon Riedrich	2007	TV Rüti		3.0 9.550 38 ^{3.0} _{0.0}	9.700 37 ^{3.5} _{3.0}	8.350 38 ^{3.0} _{3.0}	10.175 43 ^{2.0} _{3.0}	9.500 25 ^{3.0} _{3.0}	11.050 33 ^{17.5} _{17.5}	58.325	
37	Gian Büttner	2009	TV Stäfa		3.0 10.350 29 ^{3.0} _{0.0}	8.250 41 ^{3.5} _{3.0}	8.700 33 ^{3.0} _{3.0}	11.025 32 ^{3.0} _{3.0}	8.800 30 ^{3.0} _{3.0}	10.700 36 ^{18.5} _{18.5}	57.825	
38	Severin Müller	2008	STV Wetzikon		3.0 10.400 27 ^{3.0} _{0.0}	8.300 40 ^{3.0} _{3.0}	8.050 39 ^{3.0} _{3.0}	12.025 18 ^{0.5} _{3.0}	7.000 41 ^{3.0} _{3.0}	11.850 12 ^{15.5} _{15.5}	57.625	
39	Timur Semytkivska	2008	TV Opfikon-Glattbrugg		3.0 9.900 34 ^{3.0} _{0.0}	10.350 29 ^{2.5} _{3.0}	8.050 39 ^{3.0} _{3.0}	10.450 41 ^{1.0} _{3.0}	7.550 39 ^{3.0} _{3.0}	10.650 37 ^{15.5} _{15.5}	56.950	
40	Kevin Presente	2008	TV Rüti		3.0 9.250 41 ^{3.0} _{0.0}	9.750 36 ^{3.5} _{3.0}	6.950 44 ^{3.0} _{3.0}	10.450 41 ^{2.0} _{3.0}	8.350 31 ^{3.0} _{3.0}	11.200 28 ^{17.5} _{17.5}	55.950	
41	Janick Dubs	2008	TV Bülach		3.0 9.500 39 ^{3.0} _{0.0}	6.950 43 ^{3.0} _{3.0}	9.400 24 ^{3.0} _{3.0}	10.550 40 ^{1.5} _{3.0}	8.100 34 ^{3.0} _{3.0}	11.350 25 ^{16.5} _{16.5}	55.850	
42	Til Frauenfelder	2007	Kutu Freienstein-Rorbas		3.0 9.350 40 ^{3.0} _{0.0}	10.950 25 ^{3.0} _{3.0}	8.550 34 ^{3.0} _{3.0}	11.350 28 ^{0.5} _{3.0}	5.100 43 ^{2.0} _{3.0}	7.650 44 ^{14.5} _{14.5}	52.950	
43	Alexander Sinding	2009	TV Stäfa		3.0 10.500 25 ^{3.0} _{0.0}	7.050 42 ^{3.0} _{3.0}	9.650 20 ^{3.0} _{3.0}	9.575 44 ^{0.0} _{3.0}	0.000 44 ^{3.0} _{3.0}	9.800 41 ^{15.0} _{15.0}	46.575	
44	Jonas Walther	2009	TV Hegi		2.5 8.650 44 ^{0.0} _{0.0}	0.000 44 ^{3.0} _{3.0}	7.600 43 ^{3.0} _{3.0}	11.000 33 ^{1.0} _{3.0}	7.550 39 ^{2.0} _{3.0}	9.100 43 ^{11.5} _{11.5}	43.900	

Büli-Cup 2018

Grosssporthalle Bülach







24.März 2018

PROGRAMM 1

Rang	Name	Jahrg.	Verein							Total
1	TV Henggart			47.500 1	51.000 1	45.250 1	50.425 1	44.900 2	49.400 2	288.475
	Luis Brandenberger	2008	TV Henggart	3.5 11.750	4.0 1.9 14.550	4.0 11.450	3.0 5.0 13.075	3.5 12.450	4.0 13.100	24.9 76.375
	Leandro Berni	2008	TV Henggart	4.0 12.500	4.0 0.9 13.600	4.0 12.500	3.0 5.0 13.450	3.0 10.900	3.0 12.400	22.9 75.350
	Neil Flacher	2008	TV Henggart	4.0 11.750	4.0 0.8 11.500	4.0 12.400	3.0 5.0 13.000	3.0 11.000	3.5 12.350	23.3 72.000
	Ben Wolfer	2009	TV Henggart	3.0 11.500	3.0 0.0 11.350	3.5 8.900	3.0 3.0 10.900	2.5 10.550	3.0 11.550	18.0 64.750
2	TV Bülach			46.950 2	50.700 2	44.500 2	49.925 3	45.650 1	49.500 1	287.225
	Nick Reuling	2008	TV Bülach	4.0 12.300	4.0 1.0 13.700	4.0 13.300	5.0 3.0 13.200	3.5 11.450	4.0 13.200	24.5 77.150
	Thierry Hofer	2008	TV Bülach	4.0 12.650	4.0 0.7 13.250	3.5 11.300	5.0 3.0 12.925	4.0 12.250	3.5 12.350	23.7 74.725
	Lars Schlatter	2009	TV Bülach	3.0 11.300	3.0 0.0 12.150	1.0 9.250	3.0 3.0 11.950	3.0 11.400	3.0 12.000	16.0 68.050
	Levi Zuberbühler	2008	TV Bülach	3.0 10.700	3.0 0.0 11.600	3.0 10.650	3.3 3.0 11.850	3.0 10.550	3.0 11.950	18.2 67.300
3	TV Hegi			44.900 3	44.350 4	39.900 3	50.250 2	44.000 3	47.650 3	271.050
	Jeremias Pfyffer	2007	TV Hegi	3.0 11.250	3.0 0.0 11.550	3.5 10.400	3.0 5.0 13.075	3.0 11.100	3.0 12.350	19.5 69.725
	Fabian Zähringer	2008	TV Hegi	3.0 10.950	3.0 0.0 10.150	3.5 9.950	3.0 5.0 13.300	3.0 11.450	3.0 11.850	19.5 67.650
	Flurin Bürgis	2009	TV Hegi	3.0 11.900	3.5 0.0 11.400	4.0 10.050	3.0 3.0 11.600	3.0 10.550	3.0 11.700	19.5 67.200
	Alexander Müller	2008	TV Hegi	3.5 10.800	3.0 0.0 11.250	4.0 9.500	3.0 4.0 12.275	3.0 10.900	3.0 11.750	20.0 66.475
4	TV Rüti			42.600 4	43.550 6	39.200 4	47.750 4	38.350 5	47.250 4	258.700
	Livio Baumann	2007	TV Rüti	3.5 10.850	3.5 0.0 10.300	4.0 10.500	4.0 3.0 12.400	2.0 9.900	3.5 12.650	20.0 66.600
	Lloyd Kuster	2008	TV Rüti	3.0 10.800	3.0 0.0 11.400	3.5 10.350	4.0 3.0 12.425	2.5 9.000	3.0 11.650	18.5 65.625
	Fynn Lehmann	2008	TV Rüti	3.0 11.150	3.0 0.0 11.050	3.0 9.500	3.0 3.0 11.225	2.5 9.450	3.0 11.300	17.5 63.675
	Simon Brändle	2008	TV Rüti	3.0 9.800	3.0 0.0 10.800	3.0 8.850	4.0 3.0 11.700	3.0 10.000	3.0 11.650	18.5 62.800
5	TV Wädenswil 1			41.750 6	43.750 5	37.000 6	47.400 5	38.850 4	45.150 5	253.900
	Sandro Tanner	2005	TV Wädenswil	3.0 11.300	3.0 0.0 11.350	3.0 10.100	3.0 3.0 11.225	3.0 10.450	3.0 11.700	18.0 66.125
	Jovin Kropf	2008	TV Wädenswil	3.0 10.750	3.0 0.0 10.200	3.5 9.950	4.0 3.0 12.275	2.0 9.100	3.0 10.650	18.0 62.925
	Enes Jahovik	2007	TV Wädenswil	2.0 9.000	3.0 0.0 11.550	3.0 8.550	4.0 3.0 12.525	2.0 9.550	3.0 11.350	16.5 62.525
	Maxim Goflin	2008	TV Wädenswil	3.0 10.700	3.0 0.0 10.650	3.5 8.400	3.0 3.0 11.375	3.0 9.750	3.0 11.450	18.5 62.325
6	TV Neftenbach			42.600 4	45.400 3	39.000 5	46.500 6	32.950 6	44.800 6	251.250
	Jeremias Morach	2009	TV Neftenbach	3.0 12.000	3.0 0.0 11.950	4.0 10.800	3.0 4.0 12.725	3.0 10.550	3.5 12.550	20.0 70.575
	Akkaraphon (Not) Phaohing	2009	TV Neftenbach	2.0 9.200	3.0 0.0 12.200	3.5 10.450	3.0 4.0 11.200	2.0 7.750	3.0 10.800	17.0 61.600
	Moritz Wiesmann	2009	TV Neftenbach	3.0 10.350	3.0 0.0 10.350	3.0 9.250	3.0 3.0 11.000	1.0 8.000	3.0 11.150	16.0 60.100
	Livio Flach	2008	TV Neftenbach	3.0 11.050	3.0 0.0 10.900	3.0 8.500	3.0 3.0 11.575	0.5 6.650	3.0 10.300	15.5 58.975

Büli-Cup 2018
Grosssporthalle Bülach
24.März 2018

PRGRAMM 2

Rang	Name	Jahrg.	Verein	Mannschaft							Total	
1	Marius Regamey	2006	TV Neftenbach		3.5 10.350 4	3.0 12.100 1	3.5 11.950 1	3.5 10.925 8	4.0 12.550 1	4.0 12.050 2	21.5 69.925	G
2	Nino Vignotto	2004	TV Wädenswil		4.0 11.800 3	3.0 12.100 1	2.5 8.050 6	3.8 12.950 1	2.5 9.650 7	3.5 12.450 1	19.2 67.000	S
3	Philipp Häusler	2004	TV Hegi		3.5 10.200 5	3.0 11.250 6	3.0 10.100 3	3.5 11.975 4	3.5 10.900 3	3.5 12.050 2	20.0 66.475	B
4	Nikolai Dubs	2007	Kutu Freienstein-Rorbas		4.0 11.250 3	3.0 11.850 4	3.0 9.200 4	3.5 12.850 2	3.5 10.400 6	2.5 10.200 7	19.7 65.750	*
5	Erik Hegenberg	2006	TV Hegi		3.5 10.400 3	3.0 11.250 6	2.5 8.200 5	3.5 12.150 3	3.5 12.050 2	3.5 11.650 5	19.5 65.700	*
6	Tim Wolfer	2007	TV Henggart		1.0 8.150 6	3.0 11.700 5	3.0 11.050 2	3.5 11.400 7	2.5 10.500 5	3.5 12.050 2	16.5 64.850	
7	Matteo Widmer	2007	TV Stäfa		3.0 7.800 7	3.0 12.000 3	2.5 7.650 7	3.5 11.750 6	3.5 10.800 4	3.5 11.200 6	19.0 61.200	
8	Mael Schickli	2005	Kutu Freienstein-Rorbas		0.0 4.850 8	3.0 9.750 8	2.5 5.200 8	3.5 11.925 5	2.5 8.750 8	2.5 10.000 8	14.0 50.475	